

Slim Stick

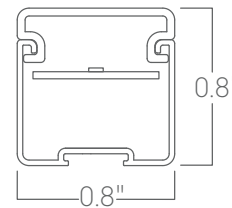


Slim is a very small profile architectural luminaire suitable for installation under-counter or in other confined spaces. An excellent hidden light source with accurate color rendering. R9>80, 90 CRI. Mounting accessories and prewired connectors are available.

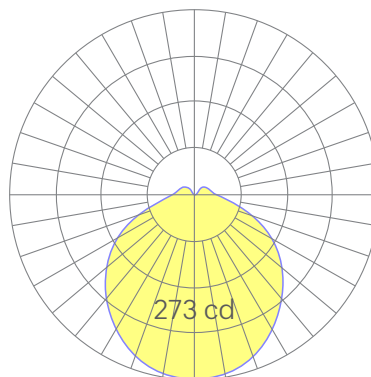
Features

- Magnetic mounted or flush mounted brackets
- Angled mounting kit available
- Extruded, recycled aluminum housing
- Specifiable color temperature. CRI > 90, R9 > 80
- Line voltage (120v) phase dimmable to 1%
- 5 Year, 50,000 hour warranty, damp location rated
- WELL Building Standard compatible [learn more](#)

Dimensions



Optics



24in - 3500K

Representative distribution and peak candela. For other options see order information or IES files [here](#).

Modification date: January, 2025

Page 1 of 4

Slim Stick

Ordering Information

For each option group below specify one option. If you don't see your preferred option listed, contact us for [help](#).

| 1 | Fixture ID | 2 | Length | 3 | Color Temperature | 4 | Finish |
|------|-------------------|----|----------|----|-------------------|---|--------|
| SLIM | | 8 | 8.25 in | 27 | 2700K/90 CRI | W | White |
| | | 16 | 16.25 in | 30 | 3000K/90 CRI | | |
| | | 24 | 24.31 in | 35 | 3500K/90 CRI | | |
| | | 29 | 29.56 in | 40 | 4000K/90 CRI | | |
| | | 36 | 36.88 in | | | | |
| | | 44 | 44.19 in | | | | |
| 5 | Optics | | | | | | |
| SD | Standard Diffuser | | | | | | |

Additional Ordering Information

- For the fixture length, please only specify the length values provided.
- One Slim Stick fixture comes with two end caps, two standard mounting brackets, metal plates, and a male/female connector.
- If you require additional accessories, use the table on page 3 and add them to your PO along with the quantity required.

Performance

| Output ¹ | Watts/ft | Lumens/ft |
|---------------------|----------|-----------|
| Medium | 5.5 | 439 |

¹Based on a typically configured 90 CRI, 3500K luminaire using one driver.
Custom outputs available. Please consult factory.
For 4000K multiply by 105; for 3000K, 0.9x; for 2700K, 0.92.











Technical Information



click [here](#) or scan QR code

Wiring diagrams, PoE and sensor details

Accessories

| Part number | Finish | Description | Image |
|-------------|---------|--|---|
| EC | W White | End cap |  |
| SCP59 | W White | 59" long starter cable with plug |  |
| MFC | W White | Male and female connector |  |
| ICW6 | W White | 6" long inter-connect wire |  |
| ICW12 | W White | 11.75" long inter-connect wire |  |
| ICW39 | W White | 39" long inter-connect wire |  |
| MCS | W White | Standard mounting clip |  |
| MCA | W White | Angled mounting clip 30/45 degrees |  |
| JB | W White | Jump box |  |
| SC39 | W White | 39" starting cable (Must be used with J-Box by others) |  |

Connection Detail

