

# Hoop



Hoop is a decorative indirect/direct ambient ring luminaire featuring smooth, glare-free reflected illumination from interior upper and lower lensless apertures.

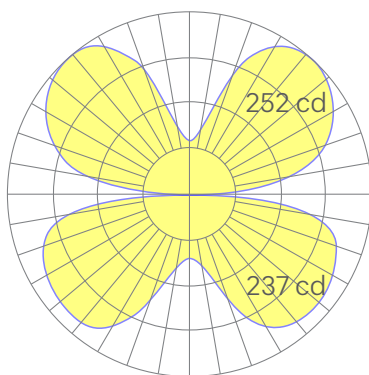
## Features

- 50% indirect, 50% direct distribution
- Available in multiple sizes
- Specifiable color temperature. CRI > 90, R9 > 50
- 5 Year, 50,000 hour warranty, damp location rated
- WELL Building Standard compatible [learn more](#)

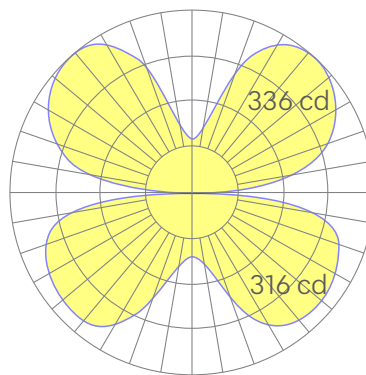
## Dimensions



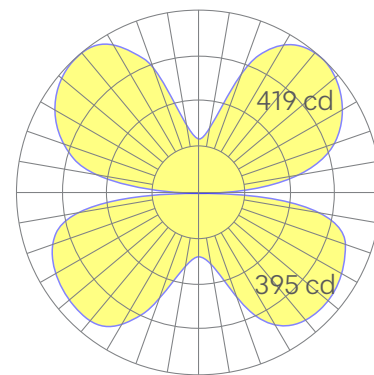
## Optics



**2ft**



**3ft**



**4ft**

Representative distribution and peak candela. For other options see order information or IES files [here](#).

## Ordering Information

For each option group below specify one option. If you don't see your preferred option listed, contact us for [help](#).

1	Fixture ID	2	Size	3	Color Temperature	4	Output
	<b>HOOP</b>	<b>2</b>	2ft nominal	<b>27</b>	2700K/90 CRI	<b>MED</b>	Medium output
		<b>3</b>	3ft nominal	<b>30</b>	3000K/90 CRI		
		<b>4</b>	4ft nominal	<b>35</b>	3500K/90 CRI		
5	Voltage	6	Driver	7	Finish	8	Mounting
	<b>UNV</b> Universal (120/277V)	<b>DB</b>	Standard 0-10V 1% dimming	<b>BLK</b> <b>W</b>	Black White	<b>ACP-CENT</b>	Power over aircraft cable Single canopy at the center.
9	Optics	10	Sensors/Controls	11	Circuit	12	Options
	<b>SD</b> Standard Diffuser	<b>NA</b> None <b>ACM</b> Acuity nLight Module Only <b>CCS</b> Casambi Module <b>AWN</b> Lutron Athena Wireless Node Module <b>OTHER</b> Consult Factory	All controls remote.	<b>NA</b> None <b>EMPCK</b> Emergency battery pack Supplied in remote enclosure. <b>EMCKT</b> Emergency circuit May require additional power feeds.	<b>NA</b>	None	

## Performance

Output <sup>1</sup>	Watts	Lumens
Medium (2ft)	60	2393
Medium (3ft)	80	3190
Medium (4ft)	100	3988

<sup>1</sup>Based on a typically configured 90 CRI, 3500K luminaire using one driver.  
Custom outputs available. Please consult factory.  
For 4000K multiply by 1.05, for 3000K, 0.9%, for 2700K, 0.92.

## Technical Information



click [here](#) or scan QR code

Wiring diagrams, PoE and sensor details

## Drivers & Electrical

Our Power Over Wire system delivers power to the luminaire via suspension cables, eliminating a separate power feed. Drivers are housed in the luminaire canopy or in factory supplied remote enclosures<sup>1</sup>. All drivers are dimmable.

<sup>1</sup>See order information for more details. For remote driver box sizes, click [here](#).

## Emergency Back-Up

Emergency, battery-powered drivers are available and provided in a remote enclosure. Emergency circuits for use with building generators are also available.

## Weight

2ft = 10 lbs

3ft = 20 lbs

4ft = 30 lbs

## Mounting Options

## Optics

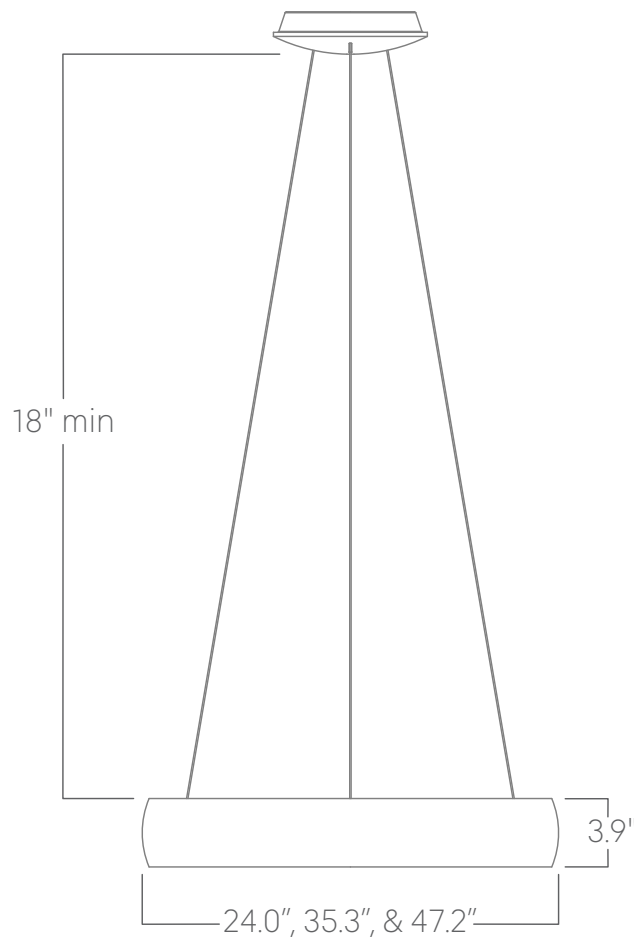
Custom smooth, glare free reflected illumination through lensless apertures

## Construction

Rolled, extruded recycled aluminum.

## Finishes

All luminaires are finished in high quality polyester powder coating. Our standard colors are white or black.



## Power over aircraft cable

To prevent damage to fixtures, factory designated suspension points must not be field altered. Do not attempt installation if you do not understand the installation instructions.