

# Lucie Rounded Rectangle direct



Create a luminous ceiling with our white or custom printed back-lit, projection fabric luminaire. Standard or custom sizes are available to suit any modern space.

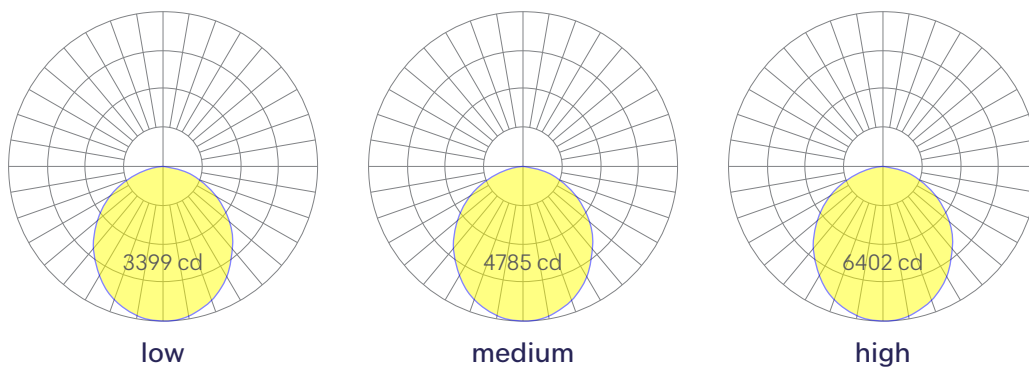
## Features

- Extruded recycled aluminum housing
- Specifiable color temperature. CRI > 90, R9 > 50
- Standard radius of 2 feet, minimum radius of 1 foot
- Custom sizes and finishes available
- Integral, specifiable dimmable drivers or PoE
- 5 Year, 50,000 hour warranty, damp location rated
- WELL Building Standard compatible [learn more](#)

## Dimensions



## Optics



Representative distribution and peak candela. For other options see order information or IES files [here](#).

# Lucie Rounded Rectangle direct

## Ordering Information

For each option group below specify one option. If you don't see your preferred option listed, contact us for [help](#).

1	Fixture ID	2	Size	3	Color Temperature	4	Output
	<b>LUCIE.RDC</b>	<b>2x4</b>	2x4 ft	<b>27</b>	2700K/90 CRI	<b>LOW</b>	Low output
		<b>2x8</b>	2x8 ft	<b>30</b>	3000K/90 CRI	<b>MED</b>	Medium output
		<b>2x3</b>	2x3 ft	<b>35</b>	3500K/90 CRI	<b>HIGH</b>	High output
		<b>3x6</b>	3x6 ft	<b>40</b>	4000K/90 CRI	<b>CUST</b>	Custom output Specify watts or lumens.
		<b>4x4</b>	4x4 ft	<b>50</b>	5000K/90 CRI		
		<b>4x8</b>	4x8 ft	<b>TW</b>	Tunable White 2700K-6500K Must use TW10 driver.		
		<b>5x7</b>	5x7 ft				
		<b>7x7</b>	7x7 ft				
		<b>8x8</b>	8x 8 ft				
		<b>CUST</b>	Custom Sizes from 2x2 to 8x16				
5	Voltage	6	Driver	7	Finish	8	Mounting
<b>UNV</b>	Universal (120/277V)	<b>DB</b>	Standard 0-10V 1%	<b>W</b>	White	<b>AC</b>	AC cable (50 in.)
<b>347V</b>	347V	<b>DB.1%</b>	0-10V 0.1%	<b>BLK</b>	Black	<b>ACCC</b>	AC cable To conduit pipe canopy.
		<b>ELV</b>	Reverse phase 1% (120V only)	<b>CC</b>	Custom color <a href="#">See finish options here</a>	<b>SMHC</b>	Surface mount hard ceiling
		<b>TRI</b>	Forward phase	<b>SLV</b>	Silver	<b>AC3.5</b>	3.5 in. canopy + Jbox adaptor Adaptor must be mudded-in.
		<b>LDE1</b>	Lutron Digital EcoSystem				
		<b>JA8</b>	JA8 compliant 1% dimming				
		<b>DALI</b>	DALI-2 driver				
		<b>PoE</b>	Power over ethernet				
		<b>TW10</b>	2 channel 0-10V for tunable white				
		<b>DMX</b>	DMX512 All DMX drivers set to default address 001 and provided in remote enclosers. Contact us for other addressing needs.				
9	Optics	10	Sensors/Controls	11	Circuit	12	Options
<b>SD</b>	Standard diffuser	<b>NA</b>	None	<b>NA</b>	None	<b>NA</b>	None
<b>SI</b>	Customer supplied image; 50-100 DPI at fixture size. Acceptable file types include PSD; PSB; TIFF; AI or EPS.	<b>ACM</b>	Acuity nLight- module only	<b>EMPCK</b>	Emergency battery pack		
		<b>CCS</b>	Casambi module	<b>EMCKT</b>	Emergency circuit May require additional power feeds.		
		<b>AWNR</b>	Lutron Athena wireless node	<b>DAYCKT</b>	Daylight circuit May require additional power feeds.		
		<b>OTHER</b>	Consult factory				

## Performance

Output <sup>1</sup>	Watts	Lumens
Low	160	8841
Medium	232	12447
High	320	16653

<sup>1</sup>Based on a typically configured 4x8, 90 CRI, 3500K luminaire using one driver. Custom outputs available. Please consult factory.  
For 4000K multiply by 1.02, for 3000K 0.98, for 2700K 0.96, these multipliers also apply to Tunable White.  
For Tunable White outputs, multiply by 1.05 for 5000K and by 1.1 for 6500K.  
For Warm Dim multiply by .80.

## Technical Information



click [here](#) or scan QR code

Wiring diagrams, PoE and sensor details

# Lucie Rounded Rectangle direct

## Drivers & Electrical

Integral drivers\* with 0-10V Dimming standard. Several other driver options available; see ordering information.

\*DMX drivers are provided in remote enclosures.

## Controls

Control modules may be mounted remotely.

## Emergency Back-Up

Emergency, battery-powered drivers are available. Emergency circuits for use with building generators are also available.

## PoE (Power over Ethernet)

Compatible with virtually all PoE systems including Molex Coresync, Igor, Smartengine, Platformatics, and NuLED SPICEbox.

Consult factory for systems not listed. See [here](#) for more info.

## Weight

3 lbs per square foot

## Optics

Luminous projection fabric provides excellent diffusion, high transmission, and no LED imaging.

## Construction

Housings are extruded, recycled aluminum. Fixtures are available up to 8' long and may be specified as nominal or precision lengths. Precision lengths are supplied within 1/8" tolerance.

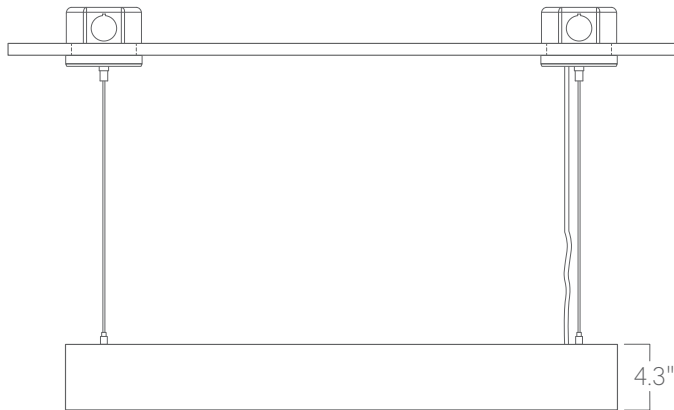
## Finishes

All luminaires are finished in high quality polyester powder coating. Our standard color is white. Any RAL color may be specified.

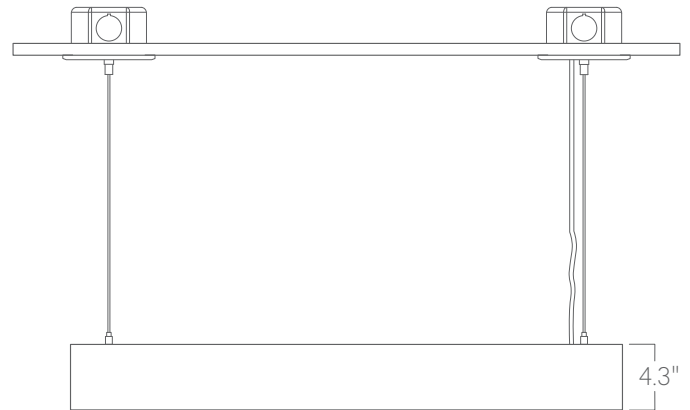
# Lucie Rounded Rectangle direct

## Mounting Options

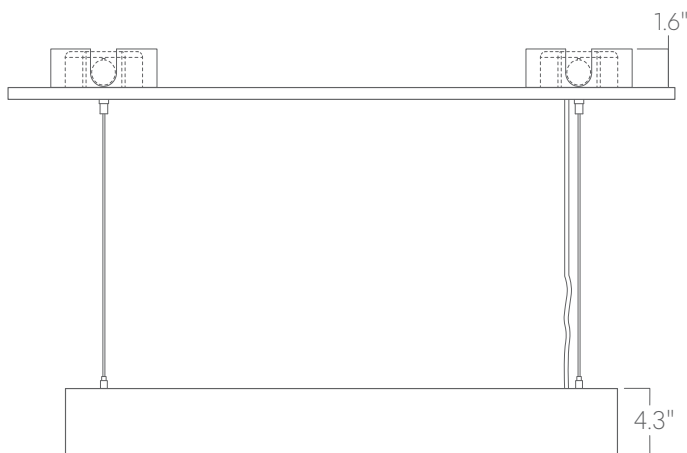
Custom mounting types and ceiling transitions available; consult factory.  
Mounting and power feed locations will be added to approval drawings on request.



**Aircraft cable  
3.5" canopy**



**Aircraft cable  
5" canopy**



**Aircraft cable  
Conduit canopy  
with knockouts**



**Surface mount**

Please consult factory shop drawings for suspension points.

To prevent damage to fixtures, factory designated suspension points must not be field altered.

Do not attempt installation if you do not understand the installation instructions.