


KISS 2x2

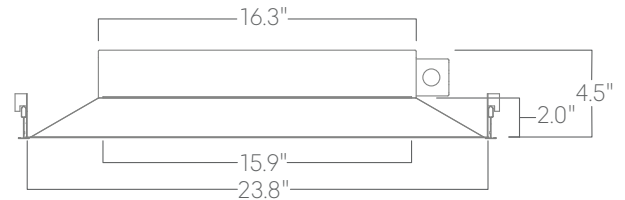


This super simple architectural troffer features a wide, beveled, welded metal inlay, providing an interesting and versatile, regressed low-glare solution for any modern space.

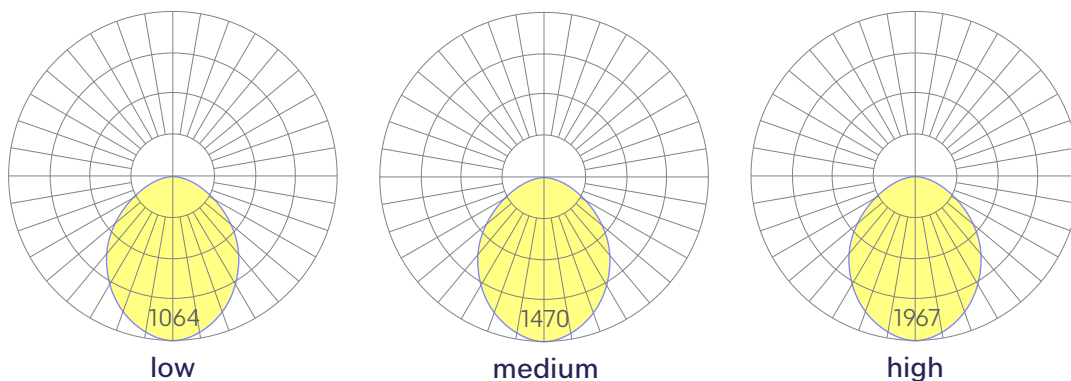
Features

- Cold-rolled steel housing
- Specifiable color temperature. CRI > 90, R9 >50
- Integral, specifiable dimmable drivers or PoE
- 5 Year, 50,000 hour warranty, damp location rated
- WELL Building Standard compatible [learn more](#)

Dimensions



Optics



Representative distribution and peak candela. For other options see order information or IES files [here](#).

KISS 2x2

Ordering Information

- - - - - - - - - - -

1 2 3 4 5 6 7 8 9 10 11 12

Example: KISS - 2X2 - 35 - MED - UNV - DB - W - T - SD - CCS - DAYCKT - NA

Fixture ID <input type="text"/>	Size <input type="text"/>	Color Temperature <input type="text"/>	Output <input type="text"/>
KISS	2x2	27 2700K/90 CRI 30 3000K/90 CRI 35 3500K/90 CRI 40 4000K/90 CRI TW¹ Tunable white 2700K-6500K <small>¹Must use TW10 or PSQ driver.</small>	LOW Low output MED Medium output HIGH High output CUST Custom output ¹ <small>¹consult factory</small>
Voltage <input type="text"/>	Driver <input type="text"/>	Finish <input type="text"/>	Mounting <input type="text"/>
UNV Universal (120/277V) 347V¹ 347V	DB Standard 0-10V 1% DB.1% 0-10V 0.1% ELV² Reverse Phase 1% (120V only) TRI² Forward phase (120V only) LDE1 Lutron Digital EcoSystem DALI DALI-2 Driver PoE Power over ethernet. TW10 Dual channel, 0-10V for tunable white. WD10 0-10V Warm Dim PSQ Lutron T-Series 2-channel 1% for tunable white DMX¹ DMX512 <small>¹Set to default address 001. Contact us for other addressing needs. ²For compatible dimmers, click here.</small>	W White CC¹ Custom Color <small>¹Custom Color. See finish options here.</small>	T 9/16" Tee Grid T15 15/16" Tee Grid SG Slot Grid/Interlude
Optics <input type="text"/>	Sensors/Controls <input type="text"/>	Circuit <input type="text"/>	Options <input type="text"/>
SD Standard Diffuser	NA None ACM Acuity nLight Module Only CCS Casambi Module AWNRR Lutron Athena Wireless Node Module <small>Consult factory for other options.</small>	NA None EMPCK Emergency Battery Pack EMCKT Emergency Circuit DAYCKT Daylight Circuit	NA None WH6 6ft whips preinstalled

Performance

Output ¹	Watts	Lumens
Low	20	2452
Medium	29	3386
High	40	4530

¹Based on a typically configured 90 CRI, 3500K luminaire using one driver.

Custom outputs available. Please consult factory.
For 4000K multiply by 102; for 3000K 0.98; for 2700K, 0.96.

Technical Information



click [here](#) or scan QR code

Wiring diagrams, PoE and sensor details

Modification date: May 2023

KISS 2x2

Drivers & Electrical

Integral drivers* with 0-10V Dimming standard. Several other driver options available; see ordering information.

*DMX drivers are provided in remote enclosures.

Emergency Back-Up

Emergency, battery-powered drivers are available. Emergency circuits for use with building generators are also available.

PoE (Power over Ethernet)

Compatible with virtually all PoE systems including Molex Coresync, Igor, Smartengine, Platformatics, and NuLED SPICEbox. Consult Factory for systems not listed, See [here](#) for more info.

Weight

TBD

Optics

Acrylic lens provides excellent diffusion, high transmission, and no LED imaging.

Construction

Cold-rolled steel.

Finishes

All luminaires are finished in high quality polyester powder coating. Our standard color is white. Any RAL color may be specified.