


Lalina cove

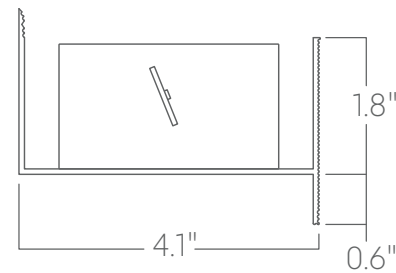


Our Lalina luminaire is field-curvable to conform to rounded architectural coves. A ceiling-facing, precision engineered asymmetric optic provides subtle, even, indirect illumination. Nominal lengths are field-cuttable.

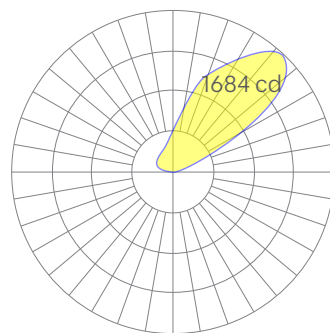
Features

- Patent pending
- Field-curvable/cuttable flexible housing and spackle flange
- Specifiable outputs available
- Specifiable color temperature. CRI > 90, R9 > 50
- Remote, specifiable dimmable drivers or PoE
- 5 Year, 50,000 hour warranty, damp location rated
- WELL Building Standard compatible [learn more](#)

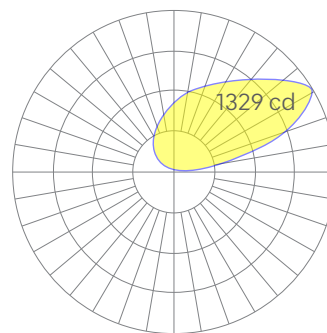
Dimensions



Optics



standard diffuser



wide asymmetric optic

Representative distribution and peak candela. For other options see order information or IES files [here](#).

Lalina cove

Ordering Information

For each option group below specify one option. If you don't see your preferred option listed, contact us for [help](#).

1 Fixture ID	2 Length	3 Color Temperature	4 Output
LALINA-COVE-STR (<i>straight</i>) LALINA-COVE-CRV (<i>curved</i>)	2 2 ft 4 4 ft 8 8 ft X'-X" Specify Length PAT Pattern (Consult Factory)	27 2700K/90 CRI 30 3000K/90 CRI 35 3500K/90 CRI 40 4000K/90 CRI 50 5000K/90 CRI TW Tunable White 2700K-6500K Must use TW10 or PSQ driver.	LOW Low output MED Medium output HIGH High output CUST Custom output Specify Watts or lumens
5 Voltage	6 Driver	7 Finish	8 Mounting
UNV Universal (120/277V) 347V 347V Available for DB Driver only	DB Standard 0-10V 1% DB.1% 0-10V 0.1% ELV Reverse Phase 1% (120V only) For compatible dimmers see here . TRI Forward phase (120V only) For compatible dimmers see here . LDE Lutron Digital EcoSystem DALI DALI-2 Driver PoE Power over ethernet. TW10 Dual channel, 0-10V for tunable white. PSQ Lutron T-Series 2-channel 1% for tunable white DMX DMX512 All DMX drivers set to default address 001 and provided in remote enclosers. Contact us for other addressing needs	W White	NT Mud-In Flange
9 Optics	10 Sensors/Controls	11 Circuit	12 Options
SD Standard diffuser WAO Wide asymmetric optic	NA None ACM Acuity nLight Module Only CCS Casambi Module AWNR Lutron Athena Wireless Node Module OTHER Consult Factory All controls remote.	NA None EMPCK Emergency battery pack Supplied in remote enclosure EMCKT Emergency circuit May require additional power feeds	NA None

Performance

Output ¹	Watts/ft	Lumens/ft
Low	5	408
Medium	7	582
High	10	816

¹Based on 4" regress, 90 CRI, 3500K luminaire using one driver.
Custom outputs available. Please consult factory.
For 4000K multiply by 1.05, for 3000K, 0.9%, for 2700K, 0.92.

Technical Information



click [here](#) or scan QR code

Wiring diagrams, PoE and sensor details

Lalina cove

Drivers & Electrical

Integral drivers with 0-10V Dimming standard. Several other driver options available; see ordering information.

Emergency Back-Up

For fixtures three-feet or longer, a 4W remote emergency driver may be wired to 4ft sections. 7W, 10W, and 12W drivers are also available. Emergency circuits for use with building generators are also available.

Weight

5 lbs per foot

Optics

Extruded satin acrylic lenses provide excellent diffusion and high transmission.

PoE (Power over Ethernet)

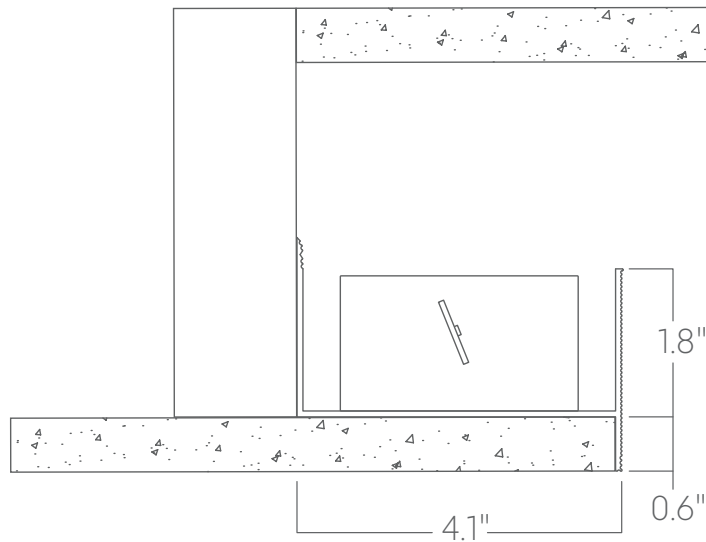
Compatible with virtually all PoE systems including Molex Coresync, Igor, Smartengine, Platformatics, and NuLED SPICEbox.

Consult factory for systems not listed. See [here](#) for more info.

Finishes

All luminaires are finished in high quality polyester powder coating. Our standard color is white.

Mounting Options



NT
mud-in