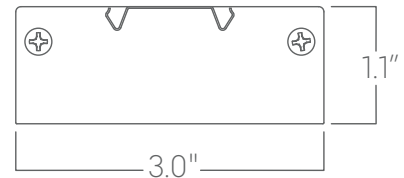


Our linear architectural luminaires offer a wide range of profiles and mounting options. Custom lengths are tailored to suit any modern space.

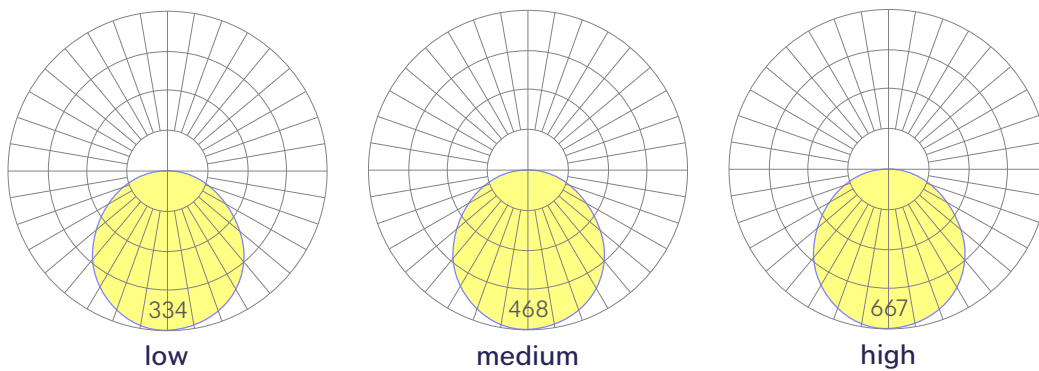
Features

- Extruded, recycled aluminum housing
- Damp Location Rated
- Aluminum core LED boards, specifiable outputs
- Specifiable color temperature. CRI > 90, R9 >50
- Custom lengths and finishes available
- Specifiable dimmable drivers or PoE
- 5 Year, 50,000 hour warranty
- WELL Building Standard compatible [learn more](#)

Dimensions



Optics



Representative distribution and peak candela. For other options see order information. See IES files [here](#).

Ordering Information



Example: REV - 8 - 35 - MED - UNV - DB - W - SR - SD - CCS - EM277V - NA

Fixture ID <input type="text" value="1"/>	Length <input type="text" value="2"/>	Color Temperature <input type="text" value="3"/>	Output <input type="text" value="4"/>
REV	4 4 ft 6 6 ft 8 8 ft X'-X" Specify Length ¹	30 3000K/90 CRI 35 3500K/90 CRI	LOW Low output MED Medium output HIGH High output CUST Custom output ¹
<small>¹Precision lengths may be specified to the nearest 1/8".</small>			
Voltage <input type="text" value="5"/>	Driver <input type="text" value="6"/>	Finish <input type="text" value="7"/>	Mounting <input type="text" value="8"/>
UNV Universal (120/277V)	DB Standard 0-10V 1% DB.1% 0-10V 0.1% ELV¹ Reverse Phase 1% (120V only) TRI¹ Forward phase (120V only) LDE1 Lutron Digital EcoSystem DALI DALI-2 Driver PoE Power over Ethernet	W White BLK Black CC¹ Custom Color	SR Standard Recessed
<small>All drivers remote ¹For compatible dimmers, click here.</small>		<small>¹Custom Color. See finish options here.</small>	
Optics <input type="text" value="9"/>	Sensors/Controls <input type="text" value="10"/>	Circuit <input type="text" value="11"/>	Options <input type="text" value="12"/>
SD Standard Diffuser	NA None ACM Acuity nLight Module Only CCS Casambi Module AWNRR Lutron Athena Wireless Node Module	NA None EMPCK Emergency Battery Pack EMCKT Emergency Circuit	NA None
<small>All control systems are remote. Consult factory for other options.</small>			

Performance

Output ¹	Watts/ft	Lumens/ft
Low	4	245
Medium	5	344
High	7	491

¹Based on a typically configured 90 CRI, 3500K luminaire using one driver.

Custom outputs available. Please consult factory.
For 4000K multiply by 1.05, for 3000K 0.96, for 2700K, 0.92.

Technical Information



click [here](#) or scan QR code

Wiring diagrams, PoE and sensor details

Modification date: September 2022

Drivers & Electrical

Remote drivers with 0-10V Dimming standard. Several other driver options available; see ordering information.

Sensors & Controls

Sensors are installed remotely! Coronet remains agnostic in our approach to sensors and control systems; our fixtures are compatible with most systems offered.

Emergency Back-Up

For fixtures three-feet or longer, a 4W remote emergency driver may be wired to 4ft sections. 7W, 10W, and 12W drivers are also available (not all integral; consult factory). Emergency circuits for use with building generators are also available.

PoE (Power over Ethernet)

Compatible with virtually all PoE systems including Molex Coresync, Igor, Smartengine, Platformatics, and NuLED SPICEbox. Consult Factory for systems not listed, See [here](#) for more info.

Weight

1.5 lbs per foot

Patterns

Featuring illuminated welded corners and angles. Consult factory for custom designs and elevations.

Optics

Extruded satin acrylic lenses provide excellent diffusion, high transmission, and no LED imaging.

Construction

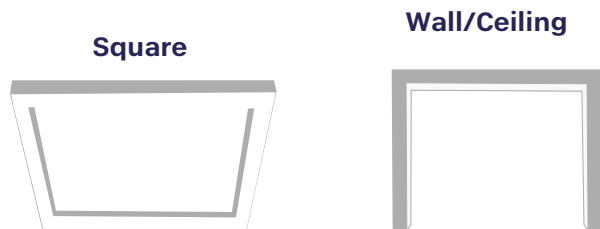
Housings are extruded premium, recycled aluminum. Individual fixtures are available up to 12' long and may be specified as nominal or precision lengths. Precision lengths are supplied within 1/8" tolerance.

Joined Runs

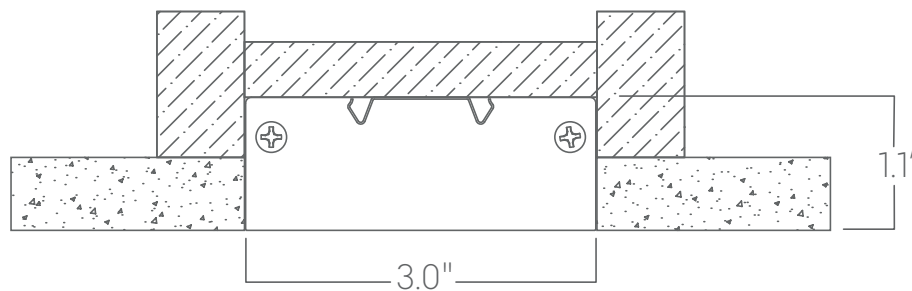
Runs of any length may be specified and are comprised of multiple, factory-engineered, joined sections. Individually specified luminaires are not field joinable.

Finishes

All luminaires are finished in high quality polyester powder coating. Our standard color is white. Any RAL color may be specified.



Mounting Options



SR
standard recessed