

NuWave 150°

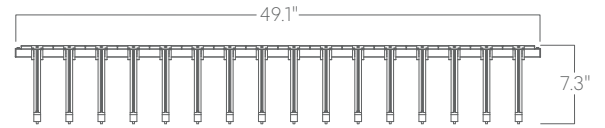


Our Performance Decorative luminaires offer a variety of decorative forms and sizes suitable for any modern space.

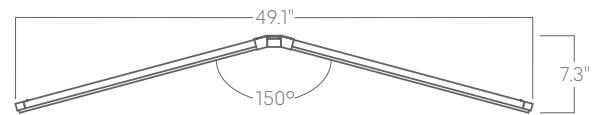
Features

- Extruded recycled aluminum housing
- Specifiable color temperature. CRI > 90, R9 >50
- Specifiable remote dimmable drivers or PoE
- Custom colors and wood finishes finishes available
- 5 Year, 50,000 hour warranty
- WELL Building Standard compatible [learn more](#)

Dimensions

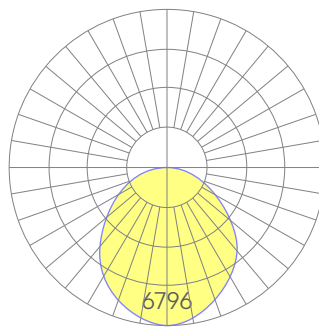


Side View



Front View

Optics



Medium

Representative distribution and peak candela. For other options see order information or IES files [here](#).

NuWave 150°

Ordering Information

- - - - - - - - - - -

1
2
3
4
5
6
7
8
9
10
11
12

Example: NUWAVE - 150° - 35K - MED - UNV - DB - W - PS - SD - CCS - DAYCKT - NA

Fixture ID <input type="text"/>	Configuration <input type="text"/>	Color Temperature <input type="text"/>	Output <input type="text"/>
NUWAVE	150° Modules angled at 150°	27 2700K/90 CRI 30 3000K/90 CRI 35 3500K/90 CRI 40 4000K/90 CRI	MED Medium output
Voltage <input type="text"/>	Driver <input type="text"/>	Finish <input type="text"/>	Mounting <input type="text"/>
UNV Universal (120/277V)	DR90 90W Driver, 0-10v Dimming ELV/TRI96 96W Driver, 2-wire, Forward/Reverse phase Dimming (120V only)	BLK Black (standard) W White CC¹ Custom Color	PS-X Pendant stem (12", 18", 24", 36", 48")
<small>¹Custom Color. See finish options here.</small>		<small>White stems and canopy provided. Must specify other requests.</small>	
Optics <input type="text"/>	Sensors/Controls <input type="text"/>	Circuit <input type="text"/>	Options <input type="text"/>
SD Standard Diffuser	NA None ACM Acuity nLight Module Only CCS Casambi Module	NA None EMCKT Emergency Circuit DAYCKT Daylight Circuit	NA None
<small>Consult factory for other options.</small>			

Performance

Output	Watts	Lumens
Medium	102	9316

Based on 90 CRI and 3500K luminaire
 Note: Output values were calculated in Photopia and Coronet isn't responsible for real output disparities.

²For 4000k, multiply by 1.05; for 3000K, 0.9%; for 2700K, 0.92.

Technical Information



click [here](#) or scan QR code

Wiring diagrams, PoE and sensor details

NuWave 150°

Drivers & Electrical

Remote, dimmable drivers are supplied in enclosures.

Emergency Back-Up

Emergency, battery-powered drivers are available. Emergency circuits for use with building generators are also available.

PoE (Power over Ethernet)

Compatible with PoE systems Molex Coresync and Igor. See [here](#) for more info.

Weight

40 lbs

Mounting

Optics

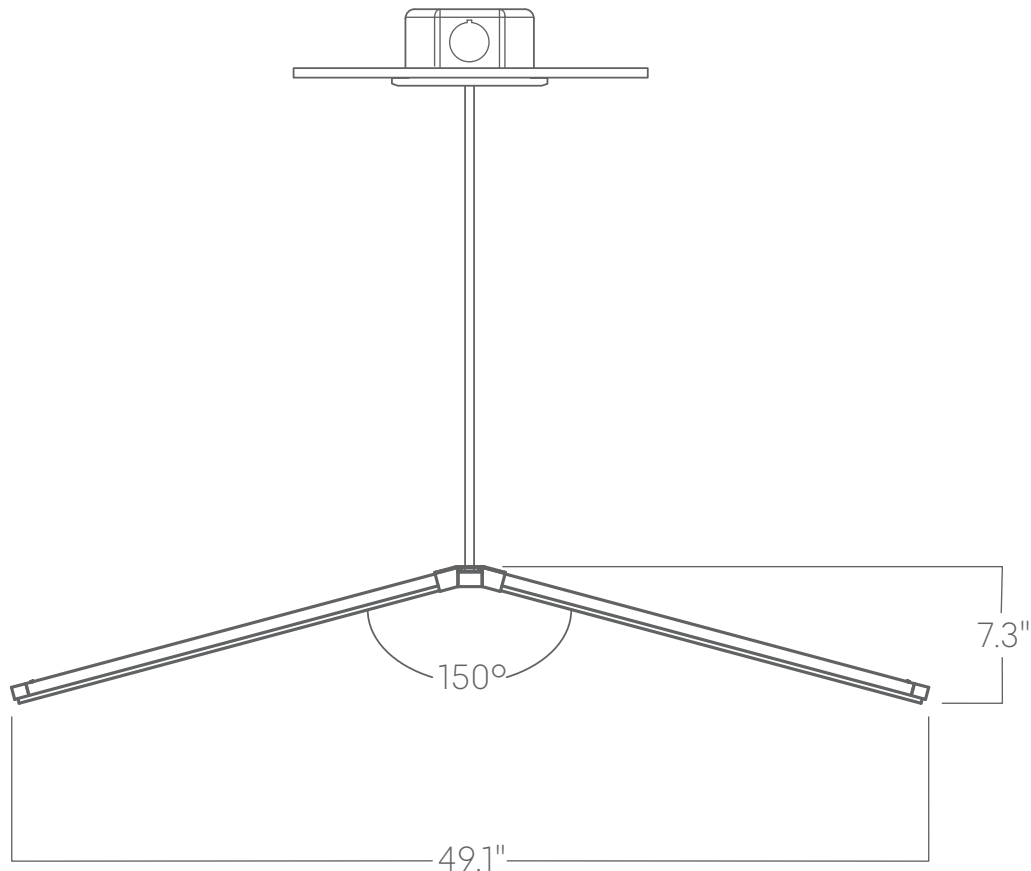
Extruded satin acrylic TIR optic provides excellent diffusion, high transmission, and no LED imaging.

Construction

Extruded, recycled aluminum housing.

Finishes

All luminaires are finished in high quality polyester powder coating. Our standard color is black. Any RAL color may be specified.



Pendant stem