


Linear module

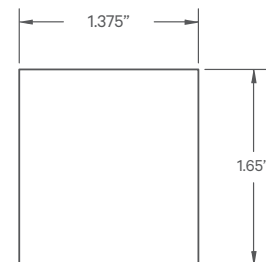


Linear module available in custom lengths and colors for general and task lighting.

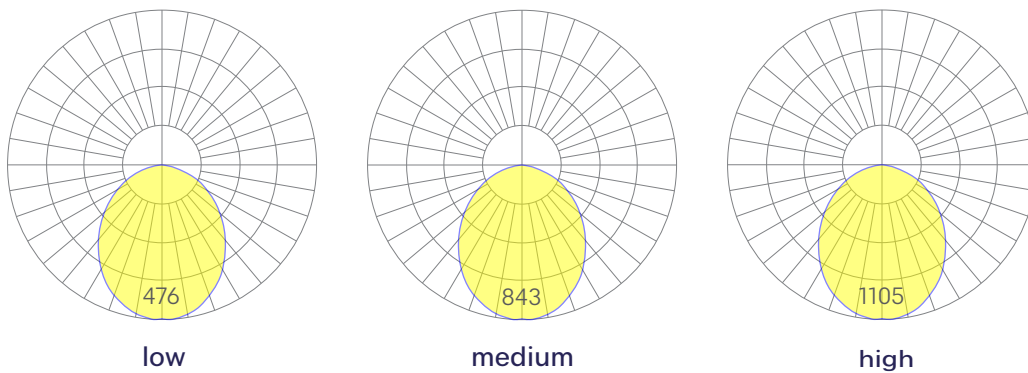
Features

- Magnetically held and easily repositioned on site
- Available in lengths up to 8' (5.5" increments)
- Extruded, recycled, premium aluminum housing
- Specifiable color temperature. CRI > 90, R9 >50
- 5 Year, 50,000 hour warranty

Dimensions



Optics



Representative distribution and peak candela. For other options see order information or IES files [here](#).

Linear module



Ordering Information

- - - - -
 1 2 3 4 5 6

Example: MAG-LIN - 2' - 35 - MED - W - NA

Fixture ID	<input type="text" value="1"/>	Length (Nominal)	<input type="text" value="2"/>	Color Temperature	<input type="text" value="3"/>	Output	<input type="text" value="4"/>
MAG - LIN		1 1ft 2 2ft 4 4ft 6 6ft 8 8ft X' Specify length		27 2700K/90 CRI 30 3000K/90 CRI 35 3500K/90 CRI 40 4000K/90 CRI		LOW Low output MED Medium output HIGH High output	
<small>*Custom lengths up to 8'. Specify to the nearest 6" increments.</small>							
Finish	<input type="text" value="5"/>	Circuit	<input type="text" value="6"/>				
W White BLK Black CC¹ Custom Color		NA None EM120V Emergency Pack EM277V Emergency Pack EMCKT Emergency Circuit		<small>¹EH sections are fixed in position at the factory by code and must be marked on the submittal drawing.</small>			
<small>*Custom Color. See finish options here.</small>							

Performance

Output ¹	Watts/ft	Lumens/ft
Low	5	280
Medium	8	500
High	13	650

Based on a typically configured 90 CRI, 3500K luminaire using one driver.

¹For 4000k, multiply by 1.05; for 3000k, 0.9; for 2700k, 0.92.