


DATE _____ PROJECT _____ FIRM _____ TYPE _____



FEATURES

- Available In Made To Measure Lengths Accurate Up To 1/16"
- Patterns Available (See Page 2)
- Damp Location Rated
- CRI 90+ Standard; R9>50
- 5 Year, 50,000 Hour Fixture Warranty
- 2700K, 3000K, 3500K, 4000K & 5000K Color Temperatures Available
- Available with PoE- [See More](#)

APPLICATIONS Classrooms, Offices, Lobbies, Retail Stores, Reception Areas, & Corridors

FINISH Standard Powder-Coated White. Custom RAL Colors Available

CONSTRUCTION Extruded Aluminum Housing with Die Cast Ends. Formed Steel Gear Tray

OPTICS Extruded High Transmission Satin Acrylic Lens with No LED Imaging. Additional Optics Available

FIXTURE RATINGS & CERTIFICATIONS Union Made Made In The USA
ETL Listed Damp Location



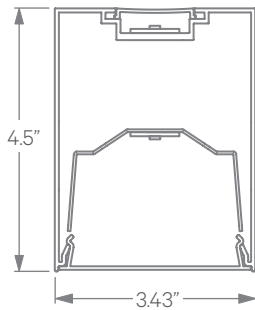
DRIVERS, SENSORS, & POE

For Wiring Diagrams, POE, and Sensor Information Click [Here](#)



ELECTRICAL Integral Driver with 0-10V Dimming Standard. Several Driver Options Available

EXTRUSION DIMENSIONS



LED SYSTEM INFORMATION

	Nominal System Watts		Nominal Delivered Lumens		Nominal Efficacy
	DIRECT	INDIRECT	DIRECT	INDIRECT	
Standard (LTG1)	7 W/ft	7 W/ft	615 lm/ft	705 lm/ft	94 LPW
Low (LTG2)	5 W/ft	5 W/ft	450 lm/ft	515 lm/ft	96 LPW
High (LTG3)	9.5 W/ft	9.5 W/ft	835 lm/ft	959 lm/ft	94 LPW

Based on a 3500K luminaire using one driver. Custom outputs available; specify below.

ORDERING

1	2	3	IN -	D -	5	6	7	8	IN -	D -	10	11
1 - FIXTURE ID	2 - LENGTH	3 - COLOR TEMP	4-INDIRECT	4-DIRECT	5	6	7	8	9-INDIRECT	9-DIRECT	10	11

1 - FIXTURE ID	2 - LENGTH	3 - COLOR TEMP	4 - LED SYSTEM		5 - VOLTAGE	6 - DRIVER
LS4 LED UPDN	2 - 2 ft 4 - 4 ft 8 - 8 ft X'-X'' - Specify Length PAT - Pattern (Consult Factory)	27 - 2700K/90 CRI 30 - 3000K/90 CRI 35 - 3500K/90 CRI 40 - 4000K/90 CRI 50 - 5000K/90 CRI WD* - Warm Dim 2200K-3000K TW** - Tunable White 2700K-6500K RGBW30*** - RGB + 3000K RGBW35*** - RGB + 3500K *Requires WD10 Driver **Requires DMX or TW10 Driver ***Requires DMX Driver	IN - INDIRECT LTG1 - Standard LTG2 - Low LTG3 - High LTGC - Custom Output	D - DIRECT LTG1 - Standard LTG2 - Low LTG3 - High LTGC - Custom Output	UNV - Universal (120/277V) 347V* - 347V *Must use DB Driver	DB - Standard 1% Dimming (0-10V) DB.1% - 0.1% Dimming (0-10V) ELV-TRI - 2-wire 1% Dimming (120V only) ELV and TRIAC Compatible LDE1 - Lutron Digital EcoSystem LDE5 - 5 Series EcoSystem; 5% Dimming DALI - DALI-2 Driver JA8 - JA8 Compliant 1% Dimming (0-10V) PoE - Power over Ethernet. Consult Factory for Compatibility DMX - For Color Tuning and RGBW (Remote) TW10 - Dual Channel, 0-10V For Color Tuning (CCT and Intensity Control) WD10 - 0-10V Driver For Warm Dimming

7 - FINISH	8 - MOUNTING	9 - OPTICS	10 - SENSORS & CONTROLS (OPTIONAL)	11 - OTHER OPTIONS
W - White (Standard) BLK* - Black CC* - Custom Color (provide RAL number**) CWF* - Custom Wood Finish (provide color**)	AC - Aircraft Cable (50") WM - Wall Mount PS-X* Pendant Stem (12", 18", 24", 36", 48")	IN - INDIRECT SD - Standard Diffuser AVI-BW - 140° AVI-OPTIC Batwing	D - DIRECT SD - Standard Diffuser WW - Wall Wash Reflector	DC - Dual Circuit (Separate Up/Dn Control) EM 120V - Emergency Pack EM 277V - Emergency Pack EMCKT - Emergency Circuit

*White cord and canopy provided. Must specify for other requests.
**See [here](#) for finish options

*White stems and canopy provided. Must specify for other requests.

NOTE: For other control systems not listed consult factory.

Updated: 10/15/2020

DATE

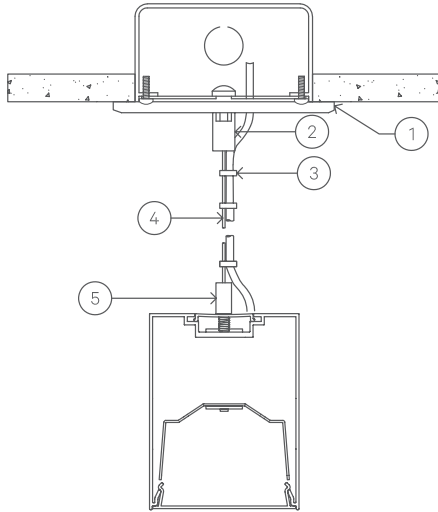
PROJECT

FIRM

TYPE

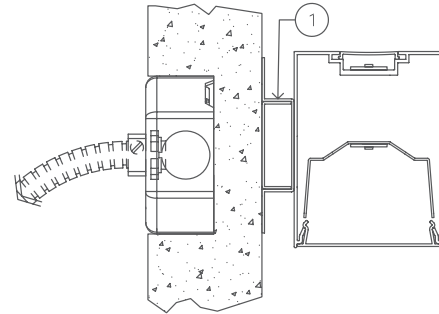
MOUNTING OPTIONS

AC - Air Craft Cable (50")



- 1 - 5" Round Canopy (Standard White Finish)
- 2 - Canopy Retainer
- 3 - S-JT Cord (Standard White)
- 4 - Air Craft Cable
- 5 - Gripper


WM - Wall Mount




- 1 - 0.75" Wall Mount Bracket

PATTERNS


Patterns feature illuminated corners and angles. **Must consult factory for custom corners, patterns and elevations.**



Square Patterns




X Patterns



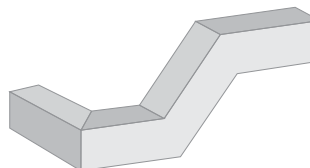
T Patterns



Custom Angles

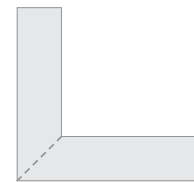


Custom Patterns



Custom Elevations

LENS CUT



Mitered

DATE

PROJECT

FIRM

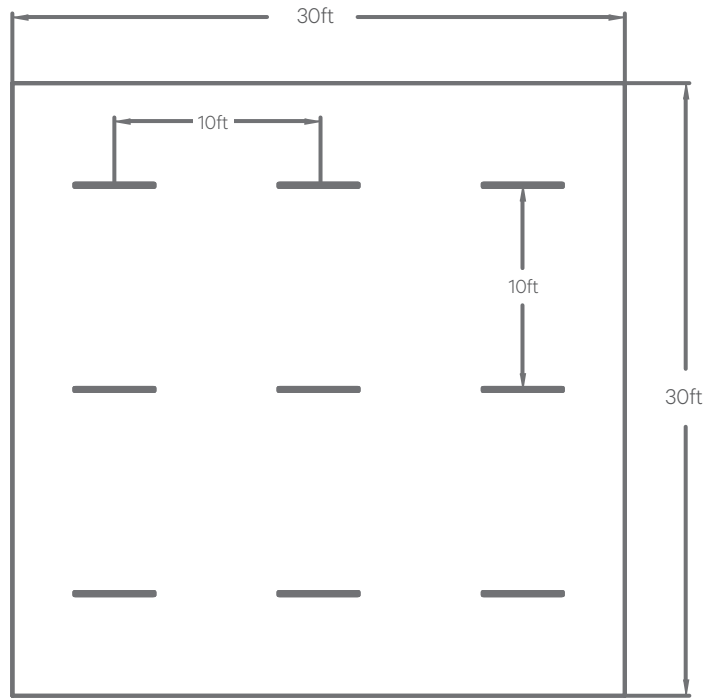
TYPE

Sample Fixture Layout:

Classroom Size: 30ft x 30ft
 Ceiling Height: 9.5ft AFF
 Mounting Height: 8ft AFF
 Reflectances: 80/50/20
 Luminaire: LS4 EDU 4FT 3500K LTG1 LTG1 DB
 Wattage: 14W/ft
 Lumen Output: 1320lm/ft

Target Levels:

Avg. Foot Candles: 35-50fc
 Unified Glare Rating: <19



Calculations:

18	17	18	18	16	18	16	17	17	17	16	16	16	16
19	17	19	19	20	19	17	18	19	19	18	18	18	18
19	17	18	19	19	19	17	18	19	19	18	18	18	18
19	18	19	20	20	19	17	18	19	19	18	18	18	18
19	18	19	19	19	19	17	18	19	18	18	18	18	18
19	18	19	19	19	19	17	18	19	18	18	18	18	18
19	18	19	20	20	19	17	18	19	19	18	18	18	18
19	17	19	19	20	19	17	18	19	19	18	18	18	18
19	18	19	20	20	19	17	18	19	19	18	18	18	18
19	18	19	19	19	19	17	18	19	18	18	18	18	18
19	18	19	20	20	19	17	18	19	19	18	18	18	18
19	18	19	19	19	19	17	18	19	18	18	18	18	18
19	18	19	20	20	19	17	18	19	19	18	18	18	18
19	17	19	19	20	19	17	18	19	19	18	18	18	18
19	17	18	18	18	17	16	17	17	17	16	16	16	16

UGR: 17.8

19.8	25.0	28.3	28.1	26.8	27.2	29.4	30.8	29.5	27.2	26.7	28.0	28.1	24.9	19.7
25.9	34.9	40.4	38.5	34.3	34.7	40.0	43.3	39.9	34.7	34.2	38.4	40.3	34.7	25.8
29.5	41.1	46.2	45.0	38.9	39.4	46.6	51.3	46.6	39.3	38.8	44.9	46.0	40.9	29.4
28.7	38.1	43.9	42.1	38.1	38.6	43.8	47.2	43.8	38.6	38.0	42.1	43.7	38.0	28.5
26.7	33.1	37.2	37.2	35.7	36.3	39.0	40.7	39.0	36.3	35.7	37.2	37.1	39.0	26.5
26.9	33.3	37.4	37.5	36.0	36.6	39.3	40.9	39.3	36.6	36.0	37.4	37.3	39.2	26.8
30.1	39.7	45.7	44.0	40.0	40.5	45.9	49.3	45.9	40.5	39.9	43.9	45.5	39.5	30.0
32.2	42.0	51.4	48.4	42.4	43.0	50.3	55.1	50.3	42.9	42.4	48.3	51.3	49.8	32.1
30.2	39.7	45.7	44.1	40.0	40.6	45.9	49.3	45.9	40.5	39.9	43.9	45.5	39.6	30.0
27.0	33.4	37.4	37.5	36.1	36.6	39.3	41.0	39.3	36.6	36.0	37.5	37.4	39.3	26.9
26.8	33.2	37.3	37.3	35.8	36.3	39.1	40.7	39.1	36.3	35.7	37.2	37.2	39.1	26.7
28.8	38.1	43.9	42.2	38.1	38.7	43.9	47.4	43.9	38.6	38.0	42.2	43.9	38.0	28.7
29.6	41.1	46.2	45.0	38.9	39.5	46.7	51.4	46.6	39.4	38.9	44.9	46.1	40.9	29.5
26.0	35.0	40.5	38.6	34.4	34.9	40.1	43.4	40.0	34.8	34.4	38.5	40.4	34.8	26.0
19.9	25.2	28.4	28.3	26.9	27.3	29.6	31.0	29.6	27.3	26.9	28.2	28.3	25.1	19.8

AVG FC: 37.24