


DATE \_\_\_\_\_ PROJECT \_\_\_\_\_ FIRM \_\_\_\_\_ TYPE \_\_\_\_\_



### FEATURES

- Damp Location Rated
- CRI 90+ Standard; R9>50
- 5 Year, 50,000 Hour Fixture Warranty
- 2700K, 3000K, 3500K, 4000K & 5000K Color Temperatures Available
- Available with PoE- [See More](#)

**APPLICATIONS** Classrooms, Offices, Lobbies, Retail Stores, Reception Areas, & Corridors

**FINISH** Standard Powder-Coated White. Custom RAL Colors Available

**CONSTRUCTION** Heavy Gauge, Cold Rolled Steel Housing

**OPTICS** Two Outer And One Center Frosted Acrylic Lenses

**FIXTURE RATINGS & CERTIFICATIONS** Union Made ETL Listed Made In The USA Damp Location Rated



### DRIVERS, SENSORS, & POE



For Wiring Diagrams, POE, and Sensor Information Click [Here](#)

**ELECTRICAL** Integral Driver with 0-10V Dimming Standard. Several Driver Options Available

### EXTRUSION DIMENSIONS



### LED SYSTEM INFORMATION

	Nominal System Watts	Nominal Delivered Lumens	Nominal Efficacy
Standard (LTG1)	58 W	5,858 lm	101 LPW
Low (LTG2)	40 W	4,161 lm	103 LPW
High (LTG3)	80 W	7,837 lm	97 LPW

Based on a 90CRI, 3500K luminaire using one driver. Custom outputs available; specify below.

### ORDERING



#### 1 - FIXTURE ID

TDJA RXR LED

#### 2 - LENGTH

2x4

#### 3 - COLOR TEMP

- 27 - 2700K/90 CRI
  - 30 - 3000K/90 CRI
  - 35 - 3500K/90 CRI
  - 40 - 4000K/90 CRI
  - 50 - 5000K/90 CRI
  - WD\* - Warm Dim 2200K-3000K
  - TW\*\* - Tunable White 2700K-6500K
  - RGBW30\*\*\* - RGB + 3000K
  - RGBW35\*\*\* - RGB + 3500K
- \*Requires WD10 Driver  
\*\*Requires DMX or TW10 Driver  
\*\*\*Requires DMX Driver

#### 4 - LED SYSTEM

- LTG1 - Standard
- LTG2 - Low
- LTG3 - High
- LTGC - Custom Output

#### 5 - VOLTAGE

- UNV - Universal (120/277V)
  - 347V\* - 347V
- \*Must use DB Driver

#### 6 - DRIVER

- DB - Standard 1% Dimming (0-10V)
- DB.1% - 0.1% Dimming (0-10V)
- ELV-TRI - 2-wire 1% Dimming (120V only) ELV and TRIAC Compatible
- LDE1 - Lutron Digital EcoSystem
- LDE5 - 5 Series EcoSystem; 5% Dimming
- DALI - DALI-2 Driver
- PoE - Power over Ethernet. Consult Factory for Compatibility
- DMX - For Color Tuning and RGBW (Remote)
- TW10 - Dual Channel, 0-10V For Color Tuning (CCT and Intensity Control)
- WD10 - 0-10V Driver For Warm Dimming

#### 7 - FINISH

- W - White (Standard)
- CC - Custom Color (provide RAL#)

#### 8 - MOUNTING

- T - 9/16" Tee Grid
- T15 - 15/16" Tee Grid
- SG - Slot Grid/Interlude
- F - Flange

#### 9 - CIRCUIT (Optional)

- EM 120V - Emergency Pack
- EM 277V - Emergency Pack

#### 10 - OTHER OPTIONS

- AR - Air Return

DATE

PROJECT

FIRM

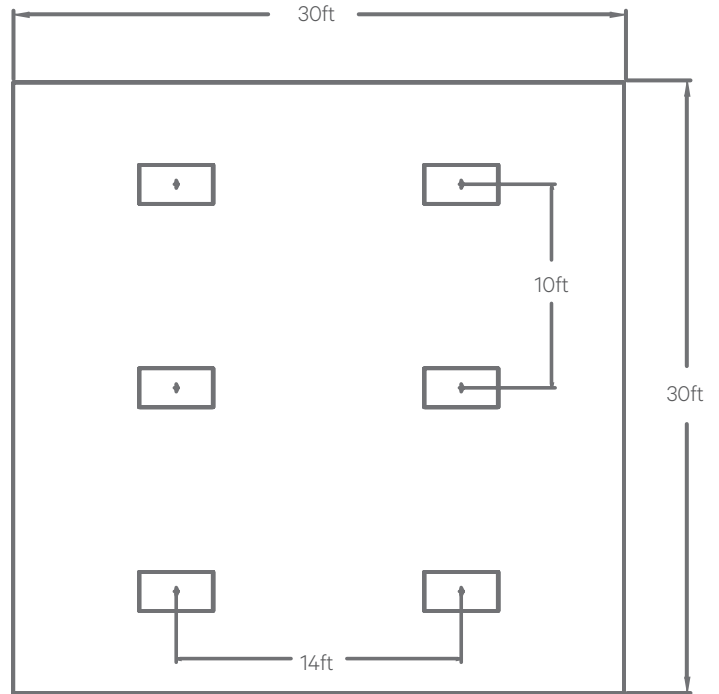
TYPE

### Sample Fixture Layout:

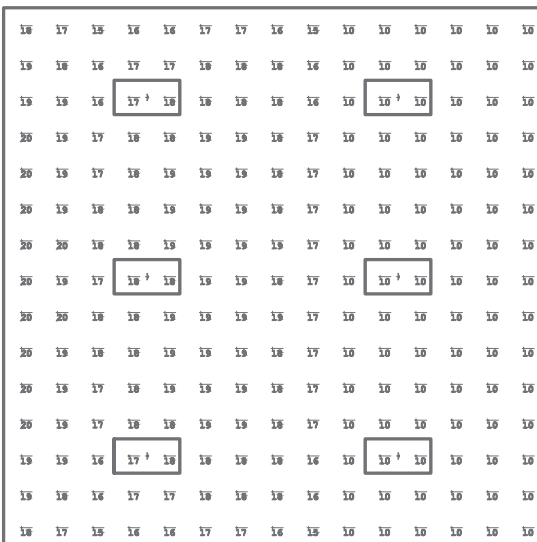
Classroom Size: 30ft x 30ft  
 Ceiling Height: 9.5ft AFF  
 Reflectances: 80/50/20  
 Luminaire: TDJA EDU 2X4 3500K LTG1 DB  
 Wattage: 61 W  
 Lumen Output: 6,130 lm

### Target Levels:


Avg. Foot Candles: 35-50fc  
 Unified Glare Rating: <19



### Calculations:



UGR: 17.06



AVG FC: 37.50