


DATE \_\_\_\_\_ PROJECT \_\_\_\_\_ FIRM \_\_\_\_\_ TYPE \_\_\_\_\_



Architectural luminaire with extremely low profile. LED luminaire that provides continuous uplight regardless of length. Custom outputs and colors available.

### FEATURES

- Available In Made To Measure Lengths Specifiable In 4" Increments
- Patterns Available (See Page 2)
- 100% Uplight
- Damp Location Rated
- CRI 90+ Standard; R9>50
- 5 Year, 50,000 Hour Fixture Warranty
- 2700K, 3000K, 3500K & 4000K Color Temperatures Available
- Available with PoE

**APPLICATIONS** Offices, Lobbies, Retail Stores, Classrooms, Reception Areas & Corridors

**CONSTRUCTION** Extruded Aluminum Housing with Die Cast Ends. Formed Steel Gear Tray | **OPTICS** Extruded High Transmission Satin Acrylic Lens with No LED Imaging

**WARRANTY** 5 Year Limited Warranty (Covers Standard Components) | **FINISH** Standard Powder-Coated White. Custom RAL Colors Available

**FIXTURE RATINGS & CERTIFICATIONS** Union Made ETL Listed | Made In The USA Damp Location Rated



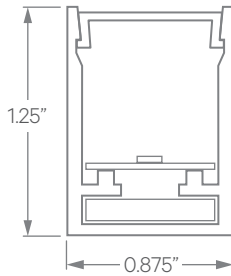
### DRIVERS & SENSORS

For Wiring Diagrams and Sensor Information Click [Here](#)



**ELECTRICAL** Remote Driver with 0-10V 19% Dimming Standard

### EXTRUSION DIMENSIONS



### LED SYSTEM INFORMATION

	Nominal System Watts	Nominal Delivered Lumens
Standard (LTG1)	5.25 W/ft	445 lm/ft
Low (LTG2)	3.5 W/ft	300 lm/ft
High (LTG3)	7.25 W/ft	585 lm/ft

Based on a 3500K luminaire using one driver. Custom outputs available; specify below.

### ORDERING



<b>1 - FIXTURE ID</b> RUSH UP	<b>2 - LENGTH</b> 4 - 4 ft 8 - 8 ft X'-X" - Specify Length (4" Increments) PAT - Pattern (Consult Factory)	<b>3 - COLOR TEMP</b> 27 - 2700K/90 CRI 30 - 3000K/90 CRI 35 - 3500K/90 CRI 40 - 4000K/90 CR	<b>4 - LED SYSTEM</b> LTG1 - Standard LTG2 - Low LTG3 - High LTGC - Custom Output	<b>5 - VOLTAGE</b> UNV - Universal (120/277V)	<b>6 - DRIVER</b> DB - Standard Dimming (0-10V) DB1% - 1% Dimming (0-10V) DB.1% - 0.1% Dimming (0-10V) PoE - Power over Ethernet. Consult Factory for Compatibility
----------------------------------	--	--	---	--	---

<b>7 - FINISH</b> W - White (Standard) BLK* - Black CC* - Custom Color (provide RAL#)	<b>8 - MOUNTING</b> AC - Air Craft Cable (50")	<b>9 - OTHER OPTIONS</b> EM 120V - Emergency Pack EM 277V - Emergency Pack EMCKT - Emergency Circuit
--	---	---

\*White cord and canopy provided. Must specify for other requests.

DATE


PROJECT

FIRM

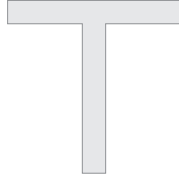
TYPE

## PATTERNS


Patterns feature illuminated corners and angles. **Must consult factory for custom corners and patterns.**




Square Patterns



T Patterns

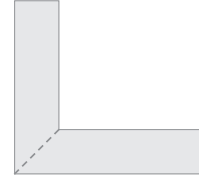


Custom Angles



Custom Patterns

## LENS CUT



Mitered