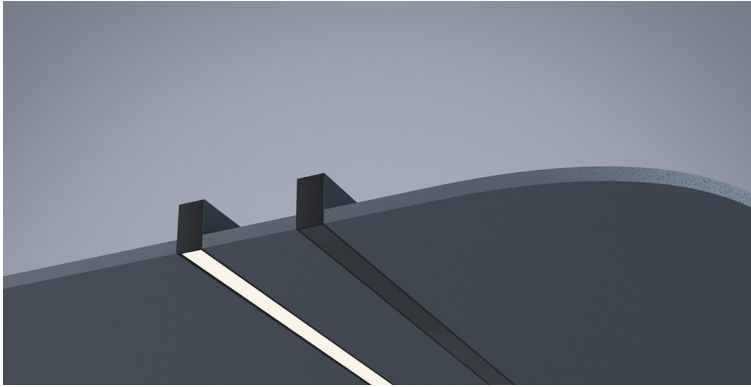





DATE	PROJECT	FIRM	TYPE
------	---------	------	------



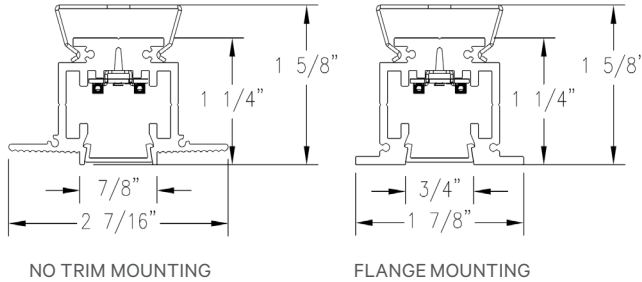
Recessed, architectural luminaire with extremely low profile using specially formulated **BLACK OPTIC** that allows the unilluminated fixture to seamlessly blend in to dark environments and delivers full illumination when switched on.

### FEATURES

- **BLACK OPTIC**
- Glare-Free Lighting
- Available In Made To Measure Lengths Specifiable In 4" Increments
- Patterns Available (See Page 2)
- CRI 90+ Standard; R9>50
- 5 Year, 50,000 Hour Fixture Warranty
- 2700K, 3000K, 3500K & 4000K Color Temperatures Available
- Available with PoE

<b>APPLICATIONS</b>	Offices, Lobbies, Retail Stores, Classrooms, Reception Areas & Corridors		
<b>CONSTRUCTION</b>	Extruded Aluminum Housing with Die Cast Ends. Formed Steel Gear Tray	<b>OPTICS</b>	<b>BLACK OPTIC</b>
<b>WARRANTY</b>	5 Year Limited Warranty (Covers Standard Components)	<b>FINISH</b>	Standard Powder-Coated White. Custom RAL Colors Available
<b>FIXTURE RATINGS &amp; CERTIFICATIONS</b>	Union Made ETL Listed	Made In The USA Damp Location Rated	 
<b>ELECTRICAL</b>	Remote Driver with 0-10V Dimming Standard. Several Driver Options Available		
<b>DRIVERS &amp; SENSORS</b>	For Wiring Diagrams and Sensor Information Click <a href="#">Here</a>		

### EXTRUSION DIMENSIONS



ORDERING	1	2	3	4	5	6	7	8	9
----------	---	---	---	---	---	---	---	---	---

<b>1 - FIXTURE ID</b>	<b>2 - LENGTH</b>	<b>3 - COLOR TEMP</b>	<b>4 - LED SYSTEM</b>	<b>5 - VOLTAGE</b>	<b>6 - DRIVER</b>
RUSH REC - BKO™	4 - 4 ft 8 - 8 ft X'-X" - Specify Length (4" Increments) PAT - Pattern (Consult Factory)	27 - 2700K/90 CRI 30 - 3000K/90 CRI 35 - 3500K/90 CRI 40 - 4000K/90 CRI	LTG1 - Standard LTG2 - Low LTG3 - High LTGC - Custom Output	UNV - Universal (120/277V)	DB - Standard Dimming (0-10V) DB1% - 1% Dimming (0-10V) DB.1% - 0.1% Dimming (0-10V) LTEA - Lutron 2-wire 1% Dimming (120V only) LDE1 - Lutron Digital EcoSystem LDE5 - 5 Series EcoSystem; 5% Dimming PoE - Power over Ethernet. Consult Factory for Compatibility
<b>7 - FINISH</b>	<b>8 - MOUNTING</b>	<b>9 - CIRCUIT (Optional)</b>			
W - White (Standard) CC - Custom Color (provide RAL#)	F - Flange NT - No Trim/Spackle Flange	EMCKT - Emergency Circuit			

DATE


PROJECT

FIRM


TYPE

### PATTERNS


Patterns feature illuminated corners and angles. **Must consult factory for custom corners and patterns.**




Square Patterns



T Patterns

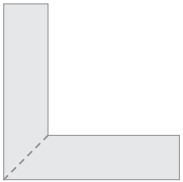


Custom Angles



Custom Patterns

### LENS CUT



Mitered