





DATE _____ PROJECT _____ FIRM _____ TYPE _____



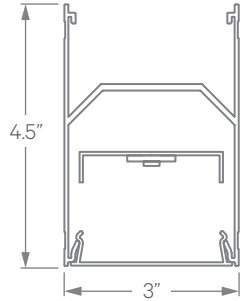
Linear, architectural luminaire with specially formulated **BLACK OPTIC** that allows the unilluminated fixture to seamlessly blend in to dark environments.

FEATURES

- **BLACK OPTIC**
- Direct/Indirect Lighting
- Available In Made To Measure Lengths Accurate Up To 1/16"
- Patterns Available (See Page 2)
- CRI 90+ Standard; R9>50
- 5 Year, 50,000 Hour Fixture Warranty
- 2700K, 3000K, 3500K, 4000K & 5000K Color Temperatures Available
- Available with PoE

APPLICATIONS	Offices, Lobbies, Retail Stores, Restaurants, Reception Areas & Corridors		
CONSTRUCTION	Extruded Aluminum Housing with Die Cast Ends. Formed Steel Gear Tray	OPTICS	BLACK OPTIC Direct, Opal White Film Indirect
WARRANTY	5 Year Limited Warranty (Covers Standard Components)	FINISH	Standard Powder-Coated White. Custom RAL Colors Available
FIXTURE RATINGS & CERTIFICATIONS	Union Made ETL Listed	Made In The USA Damp Location Rated	 
ELECTRICAL	Integral Driver with 0-10V Dimming Standard. Several Driver Options Available		DRIVERS & SENSORS For Wiring Diagrams and Sensor Information Click Here 

EXTRUSION DIMENSIONS



ORDERING	1	2	3	IN -	D -	5	6	7	8	9	10
				4-INDIRECT	4-DIRECT						

1 - FIXTURE ID	2 - LENGTH	3 - COLOR TEMP	4 - LED SYSTEM	5 - VOLTAGE	6 - DRIVER
LS3 UPDN - BKO	2 - 2 ft 4 - 4 ft 8 - 8 ft X'-X" - Specify Length PAT - Pattern (Consult Factory)	27 - 2700K/90 CRI 30 - 3000K/90 CRI 35 - 3500K/90 CRI 40 - 4000K/90 CRI 50 - 5000K/90 CRI TW* - Tunable White *Must use DMX or TW10 Driver	IN - INDIRECT LTG1 - Standard LTG2 - Low LTG3 - High LTGC - Custom Output	D - DIRECT LTG1 - Standard LTG2 - Low LTG3 - High LTGC - Custom Output	UNV - Universal (120/277V) DB - Standard Dimming (0-10V) DB1% - 1% Dimming (0-10V) DB.1% - 0.1% Dimming (0-10V) LTEA - Lutron 2-wire 1% Dimming (120V only) LDE1 - Lutron Digital EcoSystem LDE5 - 5 Series EcoSystem; 5% Dimming PoE - Power over Ethernet. Consult Factory for Compatibility DMX - For Color Tuning and RGBW (Remote) TW10 - Dual Channel, 0-10V For Color Tuning (CCT and Intensity Control)

7 - FINISH	8 - MOUNTING	9 - CONTROL (Optional)	10 - OTHER OPTIONS
W - White (Standard) BLK* - Black CC* - Custom Color (provide RAL number**) CWF* - Custom Wood Finish (provide color**)	AC - Air Craft Cable (50") SM - Surface Mount WM - Wall Mount *For Perimeter Mount see LSR3 spec sheet.	EIS - Enlighted Sensor WISD - Wattstopper Daylight Sensor WISM - Wattstopper Occupancy Sensor SLS - SensiLUM Sensor ACS - Acuity Controls nLight System CCS - Casambi Compatible ECS - Eaton WaveLinx System	EMCKT - Emergency Circuit

*White cord and canopy provided.
Must specify for other requests.
**(See [here](#) for finish options)

*For other control systems not listed consult factory.

DATE

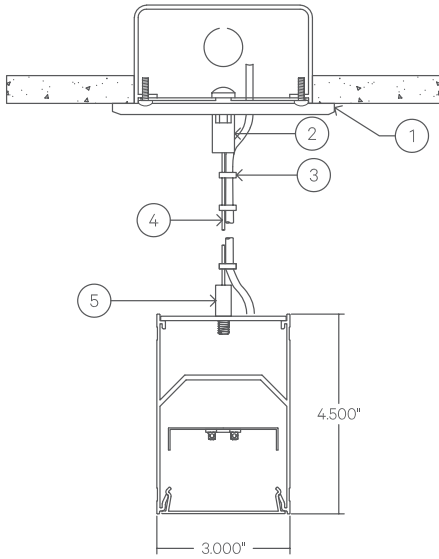
PROJECT

FIRM

TYPE

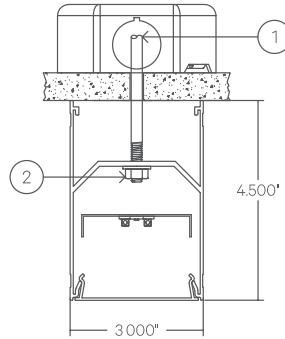
MOUNTING OPTIONS

AC - Air Craft Cable (50")



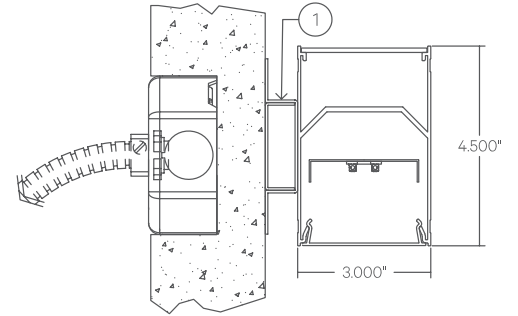
- 1 - 5" Round Canopy (Standard White Finish)
- 2 - Canopy Retainer
- 3 - SJT Cord (Standard White)
- 4 - Air Craft Cable
- 5 - Gripper

SM - Surface Mount



- 1 - Threaded Rod (not supplied)
- 2 - 1/4-20 Nut (not supplied)


WM - Wall Mount



- 1 - 0.75" Wall Mount Bracket

PATTERNS


Patterns feature illuminated corners and angles. **Must consult factory for custom corners, patterns and elevations.**



Square Patterns




X Patterns



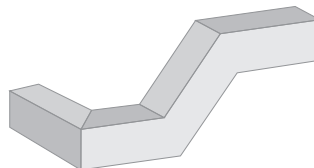
T Patterns



Custom Angles

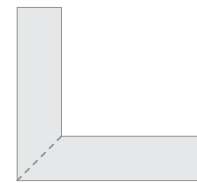


Custom Patterns



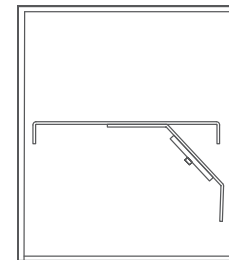
Custom Elevations

LENS CUT



Mitered

WALL WASH REFLECTOR



Cross Section