


Duarte direct

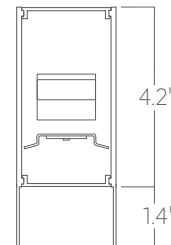


Our linear architectural luminaires offer a wide range of profiles and mounting options. Custom lengths are tailored to suit any modern space.

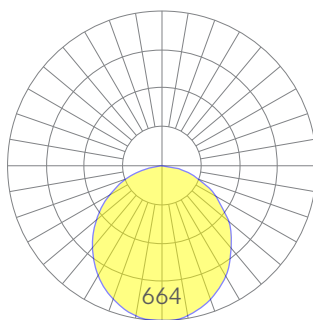
Features

- Extruded, recycled aluminum housing
- Aluminum core LED boards, specifiable outputs
- Specifiable color temperature. CRI > 90, R9 >50
- Custom lengths and finishes available
- Specifiable dimmable drivers or PoE
- 5 Year, 50,000 hour warranty, damp location rated
- WELL Building Standard compatible [learn more](#)

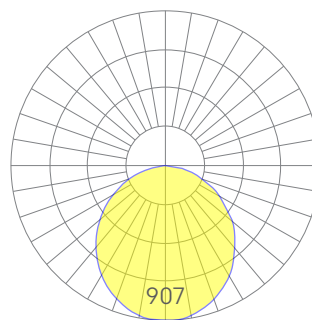
Dimensions



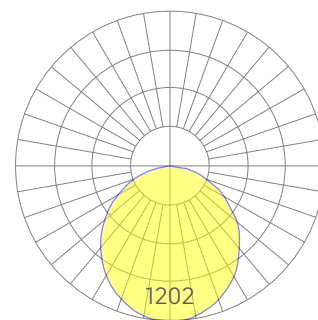
Optics



low



medium



high

Representative distribution and peak candela. For other options see order information or IES files [here](#).

Ordering Information



Example: DUARTE - 8 - 35 - MED - UNV - DB - W - AC - SD - CCS - DAYCKT - NA

Fixture ID	1	Length	2	Color Temperature	3	Output	4
DUARTE		2 2 ft 4 4 ft 8 8 ft X'-X" Specify length ¹		27 2700K/90 CRI 30 3000K/90 CRI 35 3500K/90 CRI 40 4000K/90 CRI 50 5000K/90 CRI WD ¹ Warm Dim 2200K-3000K TW ² Tunable White 2700K-6500K RGBW30 ³ RGB +white, 3000k RGBW35 ³ RGB +white, 3500k RGBW40 ³ RGB +white, 4000k		LOW Low output MED Medium output HIGH High output CUST Custom output ¹	
		¹ Precision lengths may be specified to the nearest 1/8" with 8" maximum length. All lengths are nominal unless specified to be exact.		¹ Must use WD10 driver. ² Must use TW10 or PSQ driver. ³ Must use remote DMX driver. "High" output not available.		¹ consult factory	
Voltage	5	Driver	6	Finish	7	Mounting	8
UNV 347V ¹	Universal (120/277V) 347V	DB Standard 0-10V 1% DB.1% 0-10V 0.1% ELV ² Reverse Phase 1% (120V only) TRI ² Forward phase (120V only) LDE1 Lutron Digital EcoSystem DALI DALI-2 Driver PoE Power over ethernet. TW10 Dual channel, 0-10V for tunable white. WD10 0-10V Warm Dim PSQ Lutron T-Series 2-channel 1% for tunable white DMX ¹ DMX512		W White BLK Black SLV Silver CC ¹ Custom Color CWF ¹ Custom Wood Finish		AC Aircraft Cable (50") AC3.5 3.5" canopy + jbox adaptor ¹ ACPC Aircraft cable to Conduit SM Pipe Canopy Surface Mount	
	¹ Must use DB Driver	¹ Set to default address 001. Contact us for other addressing needs. All DMX drivers provided in remote enclosures. ² For compatible dimmers, click here.		¹ Custom Color. See finish options here. White SJ cord and canopy provided; for other requests, see section 12 to specify.		¹ Adaptor must be mudded-in White stems and canopy provided unless otherwise specified in options (section 12).	
Optics	9	Sensors/Controls	10	Circuit	11	Options	12
SD	Standard Diffuser	NA None ACM Acuity nLight Module Only CCS Casambi Module AWNRR Lutron Athena Wireless Node Module		NA None EMPCK Emergency Battery Pack EMCKT Emergency Circuit DAYCKT Daylight Circuit		STD White Canopy + White Cord CAN-X ¹ Canopy + color SJ-X ² SJ Cord + color	
		Consult factory for other options.				¹ See finish options here. ² SJ Cord only available in White or Black.	

Performance

Output ¹	Watts/ft	Lumens/ft
Low	5	404
Medium	7	549
High	10	720

¹Based on a typically configured 90 CRI, 3500K luminaire using one driver.

Custom outputs available. Please consult factory.
For 4000K multiply by 105; for 3000K 0.9%; for 2700K, 0.92.

Technical Information



click [here](#) or scan QR code

Wiring diagrams, PoE and sensor details

Modification date: June 2023

Page 2 of 4

Duarte direct

Drivers & Electrical

Integral drivers* with 0-10V Dimming standard. Several other driver options available; see ordering information.

*DMX drivers are provided in remote enclosures.

Sensors & Controls

Sensors are installed on an aluminum plate adjacent to the luminaire lens¹. Coronet remains agnostic in our approach to sensors and control systems; our fixtures are compatible with most systems offered.

¹Not applicable to indirect only models. Consult factory.

Emergency Back-Up

For fixtures three-feet or longer, a 4W integral emergency driver may be wired to 4ft sections. 7W, 10W, and 12W drivers are also available (not all integral; consult factory). Emergency circuits for use with building generators are also available.

PoE (Power over Ethernet)

Compatible with virtually all PoE systems including Molex Coresync, Igor, Smartengine, Platformatics, and NuLED SPICEbox. Consult Factory for systems not listed, See [here](#) for more info.

Finishes

All luminaires are finished in high quality polyester powder coating. Our standard color is white. Any RAL color may be specified.

Weight

3lbs per foot

Optics

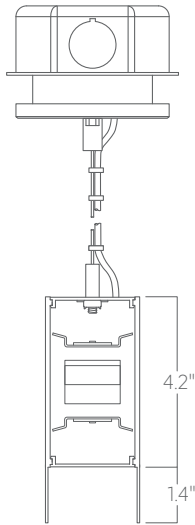
Extruded satin acrylic lenses provide excellent diffusion, high transmission, and no LED imaging.

Construction

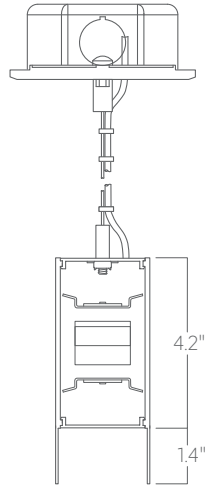
Housings are extruded premium, recycled aluminum. Individual fixtures are available up to 8' long and may be specified as nominal or precision lengths. Precision lengths are supplied within 1/8" tolerance.

Mounting Options

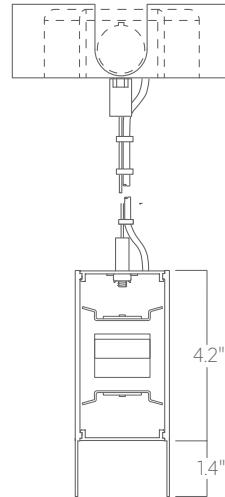
Custom mounting types and ceiling transitions available; consult factory.



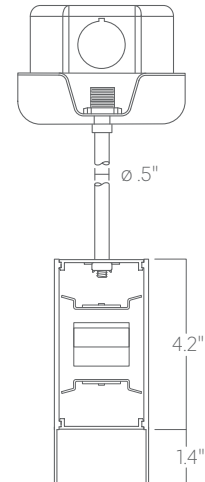
**Aircraft cable
3.5" canopy**



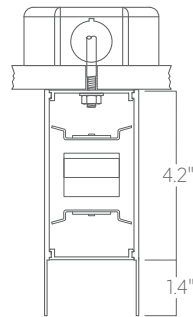
**Aircraft cable
5" canopy**



**Aircraft cable
Conduit canopy
with knockouts**



Pendant stem



Surface mount