




DATE	PROJECT	FIRM	TYPE
------	---------	------	------



Recessed, architectural luminaire with extremely low profile. LED luminaire that provides continuous light regardless of length. Custom outputs, colors and patterns available.

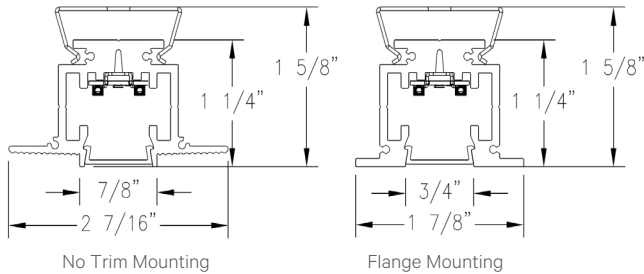
FEATURES

- Glare-free lighting
- Available in custom patterns
- Damp Location Rated
- 5 year, 50,000 hour lamp life Warranty
- 3000k and 3500k color temperatures available

APPLICATIONS	Offices, Lobbies, Retail Stores, Classrooms, Reception Areas & Corridors			
CONSTRUCTION	Extruded aluminum housing with die cast aluminum end caps.	OPTICS	Acrylic diffuse lens.	
WARRANTY	5 Year Limited Warranty (Covers Standard Components)		FINISH	Standard Powder-Coated White. Custom RAL Colors Available
FIXTURE RATINGS & CERTIFICATIONS	Union Made ETL Listed	Made In The USA Damp Location Rated	 	

ELECTRICAL 0-10V Remote Driver with 10% Dimming Standard. Several Driver Options Available.

EXTRUSION DIMENSIONS



LED SYSTEM INFORMATION

	Nominal System Watts	Nominal Delivered Lumens
Standard (LTG1)	3.75 W/ft	465 Lm/ft
Low (LTG2)	2.25 W/ft	285 Lm/ft
High (LTG3)	5.75 W/ft	530 Lm/ft

Please Note: For custom LED package requests consult factory; wattages vary based on specified output. Additional photometric information available.

ORDERING	1	2	3	4	5	6	7	8	9	10	11
-----------------	---	---	---	---	---	---	---	---	---	----	----

1 - FIXTURE ID RUSH REC LED	2 - LENGTH 4 - 4 ft 8 - 8 ft x'-x" - Custom (specify length to nearest 4") **Patterns available, consult factory	3 - COLOR TEMP 27 - 2700K/90 CRI 30 - 3000K/90 CRI 35 - 3500K/90 CRI 40 - 4000K/90 CRI TW* - Tunable White RGBW* - RGB + 3000K *Must use DMX Driver (Remote)	4 - LED SYSTEM LTG1 - Standard LTG2 - Low LTG3 - High C - Custom Output (ie-C600/ft)	5 - VOLTAGE UNV - Universal (120/277V)	6 - DRIVER DB - Standard 10% Dimming (0-10V) DB1% - 1% Dimming (0-10V) DB.01% - .01% Dimming (0-10V) LTEA* - Lutron 2-wire 1% Dimming L3DA* - Lutron 3-wire 1% Dimming LDE1* - Lutron Digital EcoSystem LDE5* - 5 Series EcoSystem; 5% Dimming DMX - For Color Tuning and RGBW *Refer to 'Electrical' Information Above
---------------------------------------	---	--	---	--	---

7 - FINISH W - White (Standard) BLK - Black CC - Custom Color (provide RAL#)	8 - MOUNTING F - Flange NT - No Trim, Spackle Flange	9 - OPTIONS EM 120V - Emergency Pack (Remote) CC - Custom Color
--	---	--

DATE


PROJECT

FIRM


TYPE

CORNERS & PATTERNS

Available with illuminated corners, angles, and custom patterns. **Must consult factory for custom corners and patterns.**




Square Patterns



T Patterns



Custom Angles



Custom Patterns