



DATE	PROJECT	FIRM	TYPE
------	---------	------	------



Architectural luminaire with with direct and indirect lighting a specially designed reflector optic to shield and control beam spread.

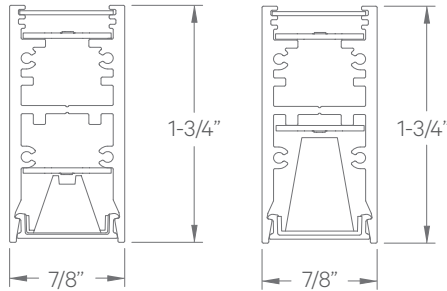
FEATURES

- Optional 'Power Over Wire' System
- Available In Custom Lengths & Long Runs (to the nearest 4" increment)
- Corners & Patterns Available (See Page 2)
- Damp Location Rated
- CRI 90+ Standard
- 5 Year Fixture Warranty
- 2700K, 3000K, 3500K, 4000K & 5000K Color Temperatures Available
- Rated Life- 100,000 hours at L70; 50,000 hours at L90

APPLICATIONS	Offices, Reception Areas & Corridors			
CONSTRUCTION	Extruded Aluminum Housing With Die Cast Aluminum End Caps	OPTICS	Custom, Injection-Molded Reflector Optic. Available in Wide or Narrow Beam Configurations. Optional White or Black.	
WARRANTY	5 Year Limited Warranty (Covers Standard Components)		FINISH	Standard Powder-Coated White. Custom RAL Colors Available
FIXTURE RATINGS & CERTIFICATIONS	Union Made ETL Listed	Made In The USA Damp Location Rated		

ELECTRICAL	0-10V Remote Driver with 10% Dimming. Optional 'Power Over Wire' Eliminates Power Feed Cord by Combining the Aircraft Cable and Power Feed. 0-10 1% Dimming Driver also available.			
	2-Wire Forward Phase; Hi-Lume 1% Dimming, Only Available For 120V			LTEA
	3-Wire EcoSystem; Hi-lume 1% Dimming			L3DA
	Digital EcoSystem; Hi-lume 1% Dimming, 'Soft-on Fade-to-black' (Required for Daylighting)			LDE1
	5 Series EcoSystem; 5% Dimming			LDE5

EXTRUSION DIMENSIONS



LED SYSTEM INFORMATION

	Nominal System Watts		Nominal Delivered Lumens	
	DIRECT	INDIRECT	DIRECT	INDIRECT
Standard (LTG1)	5.25 W/ft	5.25 W/ft	475 Lm/ft	600 Lm/ft
Low (LTG2)	3.5 W/ft	3.5 W/ft	350 Lm/ft	400 Lm/ft
High (LTG3)	7.25 W/ft	7.25 W/ft	720 Lm/ft	775 Lm/ft

Based on a 3500K luminaire using one driver. Please consult factory for custom lumen outputs & wattage.

ORDERING




1 - FIXTURE ID RUSH SHARP UP/DN	2 - LENGTH 2 - 2 ft 4 - 4 ft 8 - 8 ft x'-x" - Custom (specify length) **Patterns available, consult factory	3 - COLOR TEMP 27 - 2700K/90 CRI 30 - 3000K/90 CRI 35 - 3500K/90 CRI 40 - 4000K/90 CRI 50 - 5000K/90 CRI TW* - Tunable White RGBW* - RGB + 3000K *Must use DMX Driver (Remote)	4 - LED SYSTEM IN - INDIRECT LTG1 - Standard LTG2 - Low LTG3 - High C - Custom Output (ie-C550Lm/ft)	D - DIRECT LTG1 - Standard LTG2 - Low LTG3 - High C - Custom Output (ie-C550Lm/ft)	5 - VOLTAGE UNV - Universal (120/277V)	6 - DRIVER DB - Standard 10% Dimming (0-10V) DB1% - 1% Dimming (0-10V) DB.01% - .01% Dimming (0-10V) LTEA* - Lutron 2-wire 1% Dimming L3DA* - Lutron 3-wire 1% Dimming LDE1* - Lutron Digital EcoSystem LDE5* - 5 Series EcoSystem; 5% Dimming *Refer to 'Electrical' Information Above DMX - For Color Tuning and RGBW
7 - FINISH W - White (Standard) BLK - Black CC - Custom Color (provide RAL#)	8 - MOUNTING AC - Air Craft Cable (50") SM - Surface Mount ACP - Power Over Aircraft Cable	9 - OPTICS BNB - Baffle Narrow - Black BWB - Baffle Wide - Black BNW - Baffle Narrow - White BWW - Baffle Wide - White	10 - OPTIONS EM 120V - Emergency Pack (Remote) EM 277V - Emergency Pack (Remote)			

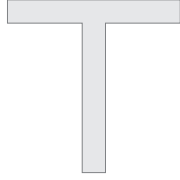
DATE	PROJECT	FIRM	TYPE
------	---------	------	------

CORNERS & PATTERNS

Available with 90° corners; **must consult factory.**



Square Patterns



T Patterns

ACP- 'Power Over Air Craft Cable' Option:

Individual Separate Circuit
(Up to 8ft Only)



Continuous Runs

