


DATE	PROJECT	FIRM	TYPE
------	---------	------	------



Narrow, linear luminaire with all uplight. For indoor applications where an LED luminaire with small profile providing continuous light is required. Suspended or wall mount installation.

FEATURES

- Available In Custom Lengths & Long Runs To 1/16" Accuracy
- Corners & Patterns Available (See Page 2)
- Damp Location Rated
- CRI 90+ Standard
- 5 Year, 50,000 Hour Fixture Warranty
- 2700K, 3000K, 3500K, 4000K & 5000K Color Temperatures Available
- Enlighted/Wattstopper Sensors Available

APPLICATIONS Offices, Lobbies, Retail Stores, Classrooms, Reception Areas & Corridors

CONSTRUCTION Extruded Aluminum Housing, Steel End Caps, Formed Steel Gear Tray | **OPTICS** Cast High Transmission Satin Acrylic Lens. Additional Optics Available

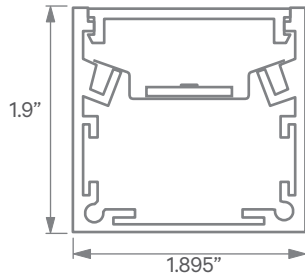
WARRANTY 5 Year Limited Warranty (Covers Standard Components) | **FINISH** Standard Powder-Coated White. Custom RAL Colors Available

FIXTURE RATINGS & CERTIFICATIONS Union Made ETL Listed | Made In The USA Damp Location Rated



ELECTRICAL Remote Driver With 0-10V 10% Dimming Standard. Several Driver Options Available. See Below For Lutron Dimming Information

EXTRUSION DIMENSIONS



LED SYSTEM INFORMATION

	Nominal System Watts	Nominal Delivered Lumens	Nominal Efficacy
Standard (LTG1)	7.25 W/ft	600 Lm/ft	87 Lm/W
Low (LTG2)	5 W/ft	456 Lm/ft	92 Lm/W
High (LTG3)	10 W/ft	827 Lm/ft	85 Lm/W

Based on a 3500K luminaire using one driver. Please consult factory for custom lumen outputs & wattage.

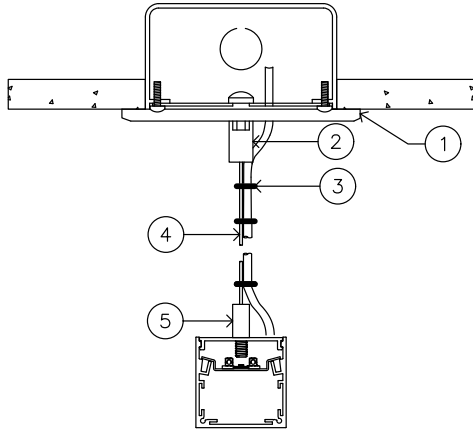
ORDERING

1 - FIXTURE ID LS1 LED UP	2 - LENGTH 2 - 2 ft 4 - 4 ft 8 - 8 ft x'-x" - Custom (specify length) **Patterns available consult factory	3 - COLOR TEMP 27 - 2700K/90 CRI 30 - 3000K/90 CRI 35 - 3500K/90 CRI 40 - 4000K/90 CRI 50 - 5000K/90 CRI TW* - Tunable White RGBW* - RGB + 3000K *Must use DMX Driver (Remote)	4 - LED SYSTEM LTG1 - Standard LTG2 - Low LTG3 - High C - Custom Output (ie-C550Lm/ft)	5 - VOLTAGE UNV - Universal (120/277V)	6 - DRIVER (Remote) DB - Standard 10% Dimming (0-10V) DB1% - 1% Dimming (0-10V) DB.01% - .01% Dimming (0-10V) LTEA - Lutron 2-wire 1% Dimming L3DA - Lutron 3-wire 1% Dimming LDE1 - Lutron Digital EcoSystem LDE5 - 5 Series EcoSystem; 5% Dimming DMX - For Color Tuning and RGBW
7 - FINISH W - White (Standard) BLK - Black CC - Custom Color (provide RAL#)	8 - MOUNTING AC - Aircraft Cable (50") WM - Wall Mount	9 - OPTICS SD - Standard Diffuser BW - Batwing Optic ASYM - Asymmetric Optic	10 - CONTROL (Optional) EIS - Integral Sensor by Enlighted WIS - Integral Sensor by Wattstopper	11 - CIRCUIT (Optional) EM 120V - Emergency Pack EM 277V - Emergency Pack	

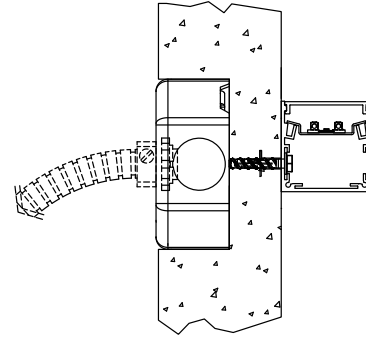
DATE	PROJECT	FIRM	TYPE
------	---------	------	------

MOUNTING OPTIONS

AC - Air Craft Cable (50")




WM - Wall Mount




- 1 - 5" Round Canopy (Standard White Finish)
- 2 - Canopy Retainer
- 3 - S-JT Cord (Standard White)
- 4 - Air Craft Cable
- 5 - Gripper

CORNERS & PATTERNS

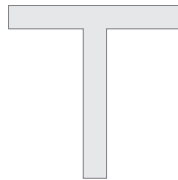
Available with illuminated corners, angles, and custom patterns. **Must consult factory for custom corners, patterns and elevations.**



Square Patterns




X Patterns




T Patterns



Custom Angles



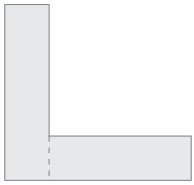
Custom Patterns



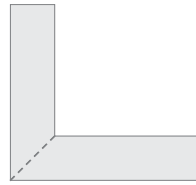
Custom Elevations

DATE	PROJECT	FIRM	TYPE
------	---------	------	------

LENS CUT OPTIONS



Straight-cut



Mitered Angle

NOTE: Straight-Cut is standard configuration, Mitered Angle is optional and must be specified.