

RRD 5 ft recessed




Our Performance Decorative luminaires offer a variety of decorative forms and sizes suitable for any modern space.

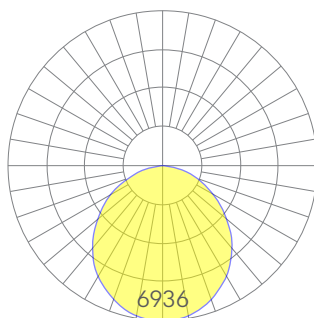
Features

- Cold-rolled steel housing
- Specifiable color temperature. CRI > 90, R9 >50
- Integral, specifiable dimmable drivers or PoE
- Custom colors and wood finishes finishes available
- 5 Year, 50,000 hour warranty
- WELL Building Standard compatible [learn more](#)

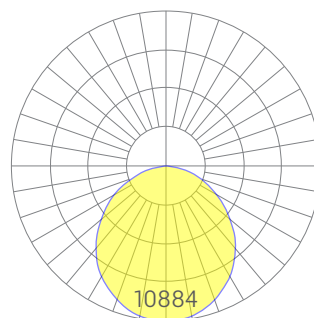
Dimensions



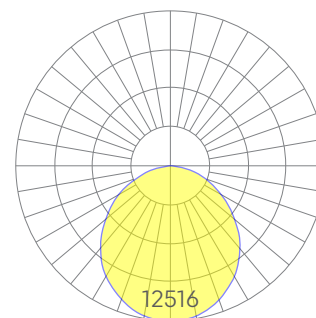
Optics



low



medium



high

Representative distribution and peak candela. For other options see order information or IES files [here](#).

RRD 5 ft recessed

Ordering Information



Example: RRD - X - 35 - MED - UNV - DB - W - AC - SD - CCS - DAYCKT - NA

| Fixture ID | 1 | Size | 2 | Color Temperature | 3 | Output | 4 |
|--------------------------|------------------------------|--|--|--|----|--|----|
| RRD | | 5 | 5 ft | 27 2700K/90 CRI 30 3000K/90 CRI 35 3500K/90 CRI 40 4000K/90 CRI 50 5000K/90 CRI WD¹ Warm Dim 2200K-3000K TW² Tunable White 2700K-6500K <small>¹Must use WD10 driver. ²Must use TW10 or PSQ driver.</small> | | LOW Low output MED Medium output HIGH High output CUST Custom output ¹ <small>¹consult factory</small> | |
| Voltage | 5 | Driver | 6 | Finish | 7 | Mounting | 8 |
| UNV 347V ¹ | Universal (120/277V) 347V | DB Standard 0-10V 1% DB.1% 0-10V 0.1% ELV 2-wire 1% (120V only) TRI Forward phase (120V only) LDE1 Lutron Digital EcoSystem DALI DALI-2 Driver PoE Power over ethernet. TW10 Dual channel, 0-10V for tunable white. WD10 0-10V Warm Dim PSQ Lutron T-Series 2-channel 1% for tunable white DMX¹ DMX512 <small>¹Set to default address 001. RDM capable. Contact us for other addressing needs.</small> | W White BLK Black CC¹ Custom Color CWF¹ Custom Wood Finish <small>¹Custom Color. See finish options here. White SJ cord and canopy provided; for other requests, see section 12 to specify.</small> | T 9/16" Tee Grid SR Sheetrock | | | |
| Optics | 9 | Sensors/Controls | 10 | Circuit | 11 | Options | 12 |
| SD | Standard Diffuser | NA None ACM Acuity nLight Module Only CCS Casambi Module <small>Consult factory for other options.</small> | NA None EM120V Emergency Pack EM277V Emergency Pack EMCKT Emergency Circuit DAYCKT Daylight Circuit | WH6 6ft whips preinstalled | | | |

Performance

| Output ¹ | Watts | Lumens |
|---------------------|-------|--------|
| Low | 170 | 18547 |
| Medium | 270 | 29104 |
| High | 332 | 33346 |

¹Based on a typically configured 90 CRI, 3500K luminaire using one driver.

Custom outputs available. Please consult factory.
For 4000K multiply by 1.05; for 3000K 0.96; for 2700K, 0.92

Technical Information



click [here](#) or scan QR code

Wiring diagrams, PoE and sensor details

Modification date: October, 2021

Page 2 of 3

RRD 5 ft recessed

Drivers & Electrical

Integral drivers* with 0-10V Dimming standard. Several other driver options available; see ordering information.

*DMX drivers are provided in remote enclosures.

Emergency Back-Up

Emergency, battery-powered drivers are available. Emergency circuits for use with building generators are also available.

PoE (Power over Ethernet)

Compatible with virtually all PoE systems including Molex Coresync, Igor, Smartengine, Platformatics, and NuLED SPICEbox. Consult Factory for systems not listed, See [here](#) for more info.

Weight

17 lbs

Optics

Custom opal lens provides excellent diffusion, high transmission, and no LED imaging.

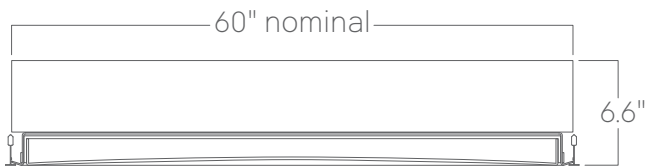
Construction

Cold-rolled steel.

Finishes

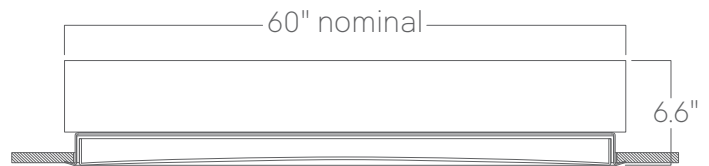
All luminaires are finished in high quality polyester powder coating. Our standard color is white. Any RAL color may be specified.

Mounting



T

9/16" tee grid



SR

sheetrock