

DATE	PROJECT	FIRM	TYPE
------	---------	------	------



Round, architectural luminaire with nominal 2 ft diameter. Custom-spun steel and specially formed concave lens. Suitable for suspended installation using either air craft cable or pendant stems, or surface mounted.

FEATURES

- Custom Color & Outputs Available
- Damp Location Rated
- CRI 90+ Standard
- 5 Year, 50,000 Hour Fixture Warranty
- 2700K, 3000K, 3500K, 4000K & 5000K Color Temperatures Available
- Enlighted/Wattstopper Sensors Available

APPLICATIONS Offices, Lobbies, Retail Stores, Reception Areas & Corridors

CONSTRUCTION Heavy Gauge Cold Rolled Steel Housing. Spun Steel Trim | **OPTICS** 0.125" Thick Concave Opal Lens. Optional 1/2" Drop

WARRANTY 5 Year Limited Warranty (Covers Standard Components) | **FINISH** Standard Powder-Coated White. Custom RAL Colors Available

FIXTURE RATINGS & CERTIFICATIONS Union Made ETL Listed | Made In The USA Damp Location Rated



ELECTRICAL Integral Driver With 0-10V 10% Dimming Standard. Several Driver Options Available. See Below For Lutron Dimming Information

2-Wire Forward Phase; Hi-Lume 1% Dimming, Only Available For 120V	LTEA
3-Wire EcoSystem; Hi-lume 1% Dimming	L3DA
Digital EcoSystem; Hi-lume 1% Dimming, 'Soft-on Fade-to-black' (Required for Daylighting)	LDE1
5 Series EcoSystem; 5% Dimming	LDE5

EXTRUSION DIMENSIONS



LED SYSTEM INFORMATION

	Nominal System Watts	Nominal Delivered Lumens	Nominal Efficacy
Standard (LTG1)	37 W	3,031 Lm	82 Lm/W
Low (LTG2)	33 W	2,727 Lm	83 Lm/W
High (LTG3)	42 W	3,423 Lm	80 Lm/W

Based on a 3500K luminaire using one driver. Please consult factory for custom lumen outputs & wattage.

ORDERING

1	2	3	4	5	6	7	8	9	10	11
---	---	---	---	---	---	---	---	---	----	----

1 - FIXTURE ID PRD LED	2 - SIZE (DIA.) 2 - 2 ft	3 - COLOR TEMP 27 - 2700K/90 CRI 30 - 3000K/90 CRI 35 - 3500K/90 CRI 40 - 4000K/90 CRI 50 - 5000K/90 CRI TW* - Tunable White RGBW* - RGB + 3000K *Must use DMX Driver (Remote)	4 - LED SYSTEM LTG1 - Standard LTG2 - Low LTG3 - High C - Custom Output (ie-C550Lm/ft)	5 - VOLTAGE UNV - Universal (120/277V)	6 - DRIVER DB - Standard 10% Dimming (0-10V) DB1% - 1% Dimming (0-10V) DB.01% - .01% Dimming (0-10V) LTEA* - Lutron 2-wire 1% Dimming L3DA* - Lutron 3-wire 1% Dimming LDE1* - Lutron Digital EcoSystem LDE5* - 5 Series EcoSystem; 5% Dimming *Refer to 'Electrical' Information Above DMX - For Color Tuning and RGBW
7 - FINISH W - White (Standard) CC - Custom Color (provide RAL#)	8 - MOUNTING AC - Air Craft Cable (50") SM - Surface Mount PS - Pendant Stem (3 stems per fixture)	9 - CONTROL EIS - Integral Sensor by Enlighted WIS - Integral Sensor by Wattstopper	10 - OPTICS SD - Standard Diffuser DL - 1/2" Drop Lens	11 - OPTIONS EM 120V - Emergency Pack EM 277V - Emergency Pack	

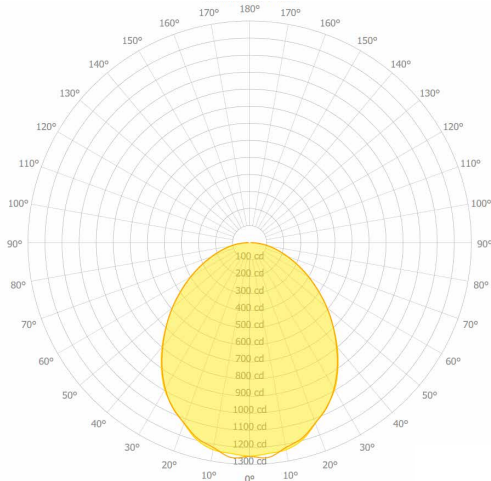
DATE

PROJECT

FIRM

TYPE

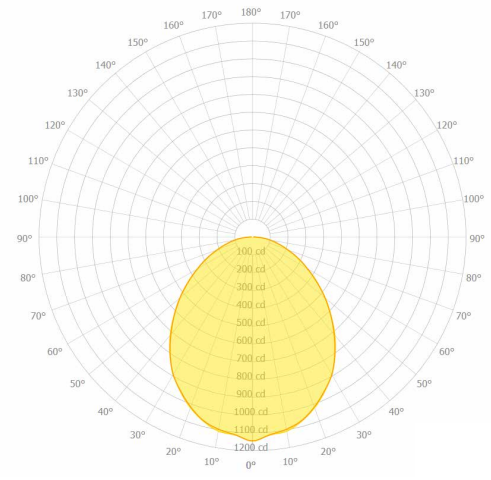
PHOTOMETRICS



PRD LED 2FT LTG1 3500K
 DELIVERED LUMENS: 3,031Lm
 TOTAL WATTS: 37W
 EFFICACY: 82 Lumens/Watt

ZONAL LUMEN SUMMARY

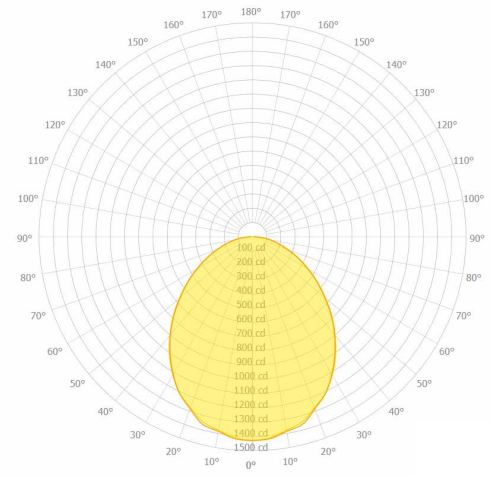
ZONE	LUMENS	% LAMP	% FIXTURE
0.00 - 30.00	948.74	24.86	31.29
0.00 - 40.00	1506.69	39.49	49.70
0.00 - 60.00	2478.18	64.95	81.74
0.00 - 90.00	3031.85	79.46	100.00
90.00 - 120.00	2.02	0.05	0.07
90.00 - 150.00	2.02	0.05	0.07
90.00 - 180.00	2.02	0.05	0.07
0.00 - 180.00	3031.85	79.46	100.00



PRD LED 2FT LTG3 3500K
 DELIVERED LUMENS: 2,727Lm
 TOTAL WATTS: 33W
 EFFICACY: 83 Lumens/Watt

ZONAL LUMEN SUMMARY

ZONE	LUMENS	% LAMP	% FIXTURE
0.00 - 30.00	852.63	24.84	31.26
0.00 - 40.00	1354.65	39.47	49.67
0.00 - 60.00	2229.27	64.96	81.74
0.00 - 90.00	2727.13	79.46	100.00
90.00 - 120.00	1.80	0.05	0.07
90.00 - 150.00	1.80	0.05	0.07
90.00 - 180.00	1.80	0.05	0.07
0.00 - 180.00	2727.13	79.46	100.00



PRD LED 2FT LTG3 3500K
 DELIVERED LUMENS: 3,423Lm
 TOTAL WATTS: 43W
 EFFICACY: 80 Lumens/Watt

ZONAL LUMEN SUMMARY

ZONE	LUMENS	% LAMP	% FIXTURE
0.00 - 30.00	1072.25	24.87	31.32
0.00 - 40.00	1702.07	39.47	49.72
0.00 - 60.00	2798.82	64.91	81.76
0.00 - 90.00	3423.10	79.39	100.00
90.00 - 120.00	2.36	0.05	0.07
90.00 - 150.00	2.36	0.05	0.07
90.00 - 180.00	2.36	0.05	0.07
0.00 - 180.00	3423.10	79.39	100.00