


# Eco indirect




Our architectural luminaires offer a wide range of profiles and mounting options suitable for any modern space.

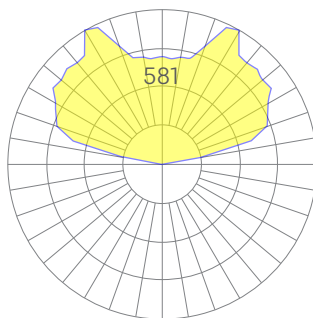
## Features

- Aluminum core LED boards, specifiable output
- Specifiable color temperature. CRI > 90, R9 >50
- Specifiable integral dimmable drivers or PoE
- Custom Finishes available
- 5 Year, 50,000 hour warranty, damp location rated
- Well Building Standard compatible [learn more](#)

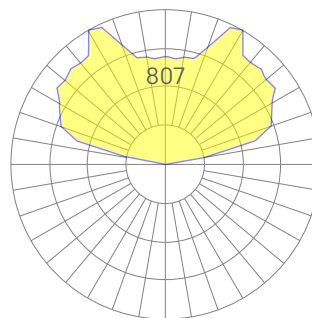
## Dimensions



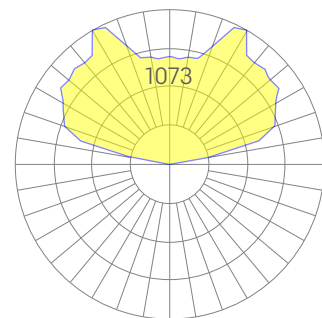
## Optics



low



medium



high

Representative distribution and peak candela. For other options see order information. See IES files [here](#).

## Ordering Information



Example: ECO UP - 8 - 35 - MED - UNV - DB - W - AC - SD - CCS - DAYCKT - NA

Fixture ID	Length	Color Temperature	Output
ECO UP	4 ft 8 ft X' Specify Length	27 2700K/90 CRI 30 3000K/90 CRI 35 3500K/90 CRI 40 4000K/90 CRI 50 5000K/90 CRI  WD <sup>1</sup> Warm Dim 2200K-3000K TW <sup>2</sup> Tunable White 2700K-6500K	LOW Low output MED Medium output HIGH High output CUST Custom output <sup>1</sup>
<sup>1</sup> May be specified to the nearest 4' sections.		<sup>1</sup> Must use WD10 driver. <sup>2</sup> Must use TW10 or PSQ driver.	
Voltage	Driver	Finish	Mounting
UNV 347V <sup>1</sup> Universal (120/277V) 347V	DB Standard 0-10V 1% DB.1% 0-10V 0.1% ELV <sup>2</sup> Reverse Phase 1% (120V only) TRI <sup>2</sup> Forward phase (120V only) LDE1 Lutron Digital EcoSystem DALI DALI-2 Driver PoE Power over ethernet. TW10 Dual channel, 0-10V for tunable white. WD10 0-10V Warm Dim PSQ Lutron T-Series 2-channel 1% for tunable white DMX <sup>1</sup> DMX512	W White BLK Black SLV Silver CC <sup>1</sup> Custom Color CWF <sup>1</sup> Custom Wood Finish	AC Aircraft Cable (50") AC3.5 3.5' canopy + jbox adaptor <sup>1</sup> ACPC Aircraft cable to Conduit WM Pipe Canopy Wall Mount
<sup>1</sup> Must use DB Driver		<sup>1</sup> Custom Color. See finish options <a href="#">here</a> . White SJ cord and canopy provided; for other requests, see section 12 to specify.	
Optics	Sensors/Controls	Circuit	Options
SD Standard Diffuser	NA None EIS Enlighted sensor WISM Wattstopper occupancy sensor WISD Wattstopper daylight sensor ACM Acuity nLight module only ACS Acuity nLight sensor CCS Casambi module AWNLR Lutron Athena Wireless Node Module	NA None EMPCK Emergency Battery Pack EMCKT Emergency Circuit DAYCKT Daylight Circuit	STD White Canopy + White Cord CAN-X <sup>1</sup> Canopy + color SJ-X <sup>2</sup> SJ Cord + color
Consult factory for other options.		<sup>1</sup> See finish options <a href="#">here</a> . <sup>2</sup> SJ Cord only available in White or Black.	

## Performance

Output <sup>1</sup>	Watts/ft	Lumens/ft
Low	8	810
Medium	12	1150
High	16	1608

<sup>1</sup>Based on a typically configured 90 CRI, 3500K luminaire using one driver.

Custom outputs available. Please consult factory.  
For 4000K multiply by 1.05; for 3000K 0.96; for 2700K, 0.92

## Technical Information



click [here](#) or scan QR code

Wiring diagrams, PoE and sensor details

Modification date: February 2023

Page 2 of 3

# Eco indirect

## Drivers & Electrical

Integral drivers\* with 0-10V Dimming standard. Several other driver options available; see ordering information.

\*DMX drivers are provided in remote enclosures.

## Emergency Back-Up

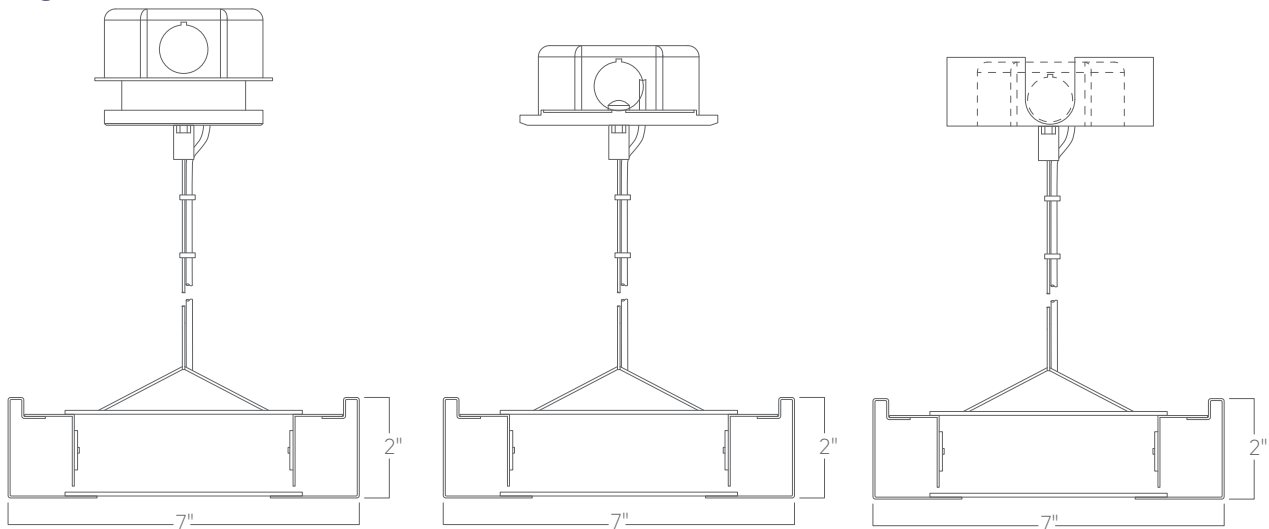
Emergency, battery-powered drivers are available. Emergency circuits for use with building generators are also available.

## PoE (Power over Ethernet)

Compatible with virtually all PoE systems including Molex Coresync, Igor, Smartengine, Platformatics, and NuLED SPICEbox. Consult Factory for systems not listed, See [here](#) for more info.

**Weight**  
5 lbs per foot

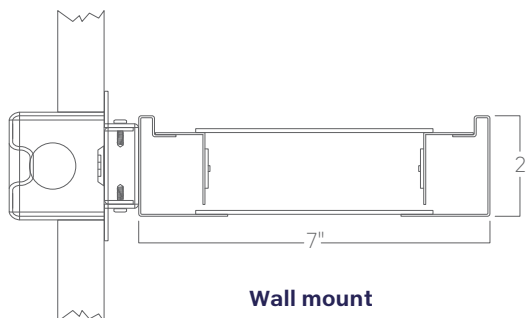
## Mounting



**Aircraft cable  
3.5" canopy**

**Aircraft cable  
5" canopy**

**Aircraft cable  
Conduit canopy  
with knockouts**



**Wall mount**

## Optics

Extruded satin acrylic lenses provide excellent diffusion, high transmission, and no LED imaging.

## Construction

Cold-rolled steel.

## Finishes

All luminaires are finished in high quality polyester powder coating. Our standard color is white. Any RAL color may be specified.