

# TDSW 2x2

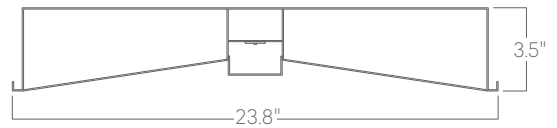


Our architectural troffers offer a variety of standard sizes and features suitable for any modern space.

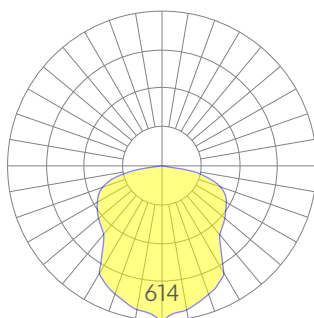
## Features

- Cold-rolled steel housing
- Specifiable color temperature. CRI > 90, R9 >50
- Integral, specifiable dimmable drivers or PoE
- 5 Year, 50,000 hour warranty
- WELL Building Standard compatible [learn more](#)

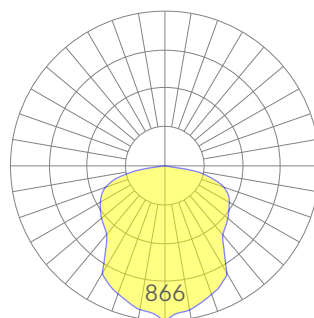
## Dimensions



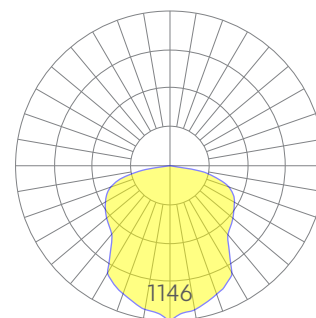
## Optics



low



medium



high

Representative distribution and peak candela. For other options see order information or IES files [here](#).

# TDSW 2x2

## Ordering Information



Example: TDSW - X - 35 - MED - UNV - DB - W - AC - SD - CCS - DAYCKT - NA

Fixture ID	1	Size	2	Color Temperature	3	Output	4
TDSW		2x2		<b>27</b> 2700K/90 CRI <b>30</b> 3000K/90 CRI <b>35</b> 3500K/90 CRI <b>40</b> 4000K/90 CRI <b>50</b> 5000K/90 CRI  <b>WD</b> <sup>1</sup> Warm Dim 2200K-3000K <b>TW</b> <sup>2</sup> Tunable White 2700K-6500K		<b>LOW</b> Low output <b>MED</b> Medium output <b>HIGH</b> High output <b>CUST</b> Custom output <sup>1</sup>	
				<small><sup>1</sup>Must use WD10 driver <sup>2</sup>Must use TW10 or PSQ driver</small>		<small><sup>1</sup>consult factory</small>	
Voltage	5	Driver	6	Finish	7	Mounting	8
<b>UNV</b> Universal (120/277V) <b>347V</b> <sup>1</sup> 347V		<b>DB</b> Standard 0-10V 1% <b>DB.1%</b> 0-10V 0.1% <b>ELV</b> 2-wire 1% (120V only) <b>TRI</b> Forward phase (120V only) <b>LDE1</b> Lutron Digital EcoSystem <b>DALI</b> DALI-2 Driver <b>PoE</b> Power over ethernet. <b>TW10</b> Dual channel, 0-10V for tunable white. <b>WD10</b> 0-10V Warm Dim <b>PSQ</b> Lutron T-Series 2-channel 1% for tunable white <b>DMX</b> <sup>1</sup> DMX512		<b>W</b> White <b>CC</b> <sup>1</sup> Custom Color		<b>T</b> 9/16" Tee Grid <b>T15</b> 15/16" Tee Grid <b>SG</b> Slot Grid/Interlude <b>F</b> Flange	
<small><sup>1</sup>Must use DB Driver</small>		<small><sup>1</sup>Set to default address 001. RDM capable. Contact us for other addressing needs.</small>		<small><sup>1</sup>Custom Color. See finish options here.</small>			
Optics	9	Sensors/Controls	10	Circuit	11	Options	12
<b>SD</b> Standard Diffuser		<b>NA</b> None <b>ACM</b> Acuity nLight Module Only <b>CCS</b> Casambi Module		<b>NA</b> None <b>EM120V</b> Emergency Pack <b>EM277V</b> Emergency Pack <b>EMCKT</b> Emergency Circuit <b>DAYCKT</b> Daylight Circuit		<b>WH6</b> 6ft whips preinstalled	
		<small>Consult factory for other options.</small>					

## Performance

Output <sup>1</sup>	Watts	Lumens
Low	20	1500
Medium	29	2117
High	40	2800

<sup>1</sup>Based on a typically configured 90 CRI, 3500K luminaire using one driver.

Custom outputs available. Please consult factory.  
For 4000K multiply by 105; for 3000K 0.96; for 2700K, 0.92.

## Technical Information



click [here](#) or scan QR code

Wiring diagrams, PoE and sensor details

Modification date: October, 2021

Page 2 of 4

# TDSW 2x2

## Drivers & Electrical

Integral drivers\* with 0-10V Dimming standard. Several other driver options available; see ordering information.

\*DMX drivers are provided in remote enclosures.

## Emergency Back-Up

Emergency, battery-powered drivers are available. Emergency circuits for use with building generators are also available.

## PoE (Power over Ethernet)

Compatible with virtually all PoE systems including Molex Coresync, Igor, Smartengine, Platformatics, and NuLED SPICEbox. Consult Factory for systems not listed, See [here](#) for more info.

## Weight

15 lbs

## Optics

Acrylic lens provides excellent diffusion, high transmission, and no LED imaging.

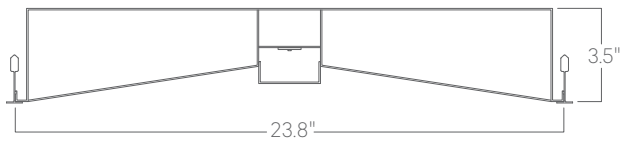
## Construction

Cold-rolled steel.

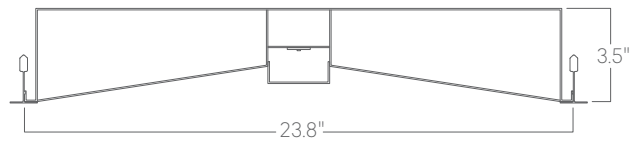
## Finishes

All luminaires are finished in high quality polyester powder coating. Our standard color is white. Any RAL color may be specified.

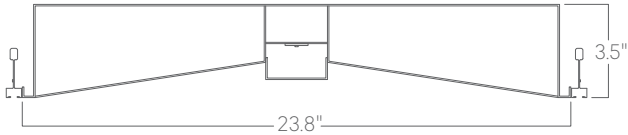
## Mounting Options



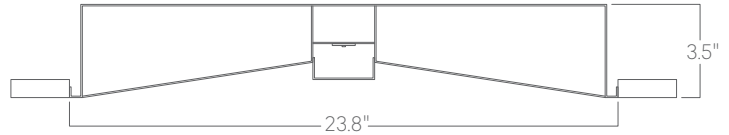
**T**  
9/16" tee grid



**T15**  
15/16" tee grid



**SG**  
slot grid



**F**  
flange