



DATE

JOB NAME

TYPE

Features	Applications
<ul style="list-style-type: none"> <li>• Heavy duty construction</li> <li>• Welded steel housing with white enamel finish</li> <li>• Dust and moisture resistant</li> <li>• Hinges from either side using die formed steel pin hinges</li> </ul>	<ul style="list-style-type: none"> <li>• Carwash</li> <li>• Parking Garages</li> <li>• Ships and Marine Vessels</li> <li>• Dusty Environments</li> </ul>

Series	Size	Lamps	Watts	Mounting	Voltage	Options
<b>WET</b>						
	1 X 4	2	32W T8	T-Lay-in for T-Bar	120	EM-Emergency Pack
	2 X 2	3	28W T5	F-Flange Kit for	277	EM2-Emergency Pack
	2 X 4	4	54W T5HO	Sheetrock	UNV	2-Lamp (T8 Only)
			17W T8			DB-Dimming Ballast
			14W T5			SC-Separate Circuit
			24W T5HO			WH-6' Whips
			32W T8			
			28W T5			
			54W T5HO			

Ordering Example: WET-2X2-4-14WT5-UNV-EM

**Details**

**Application Features:** Specification grade, recessed, enclosed and gasketed troffer with clear prismatic #12 pattern acrylic lens. For use in indoor and exterior canopy applications where a T8, T5 or T5HO moisture and dust resistant troffer is required. Available in 1x4, 2x2 and 2x4 configurations.

**Construction:** Die formed and spot welded, 20 ga. cold rolled steel housing and door frame. Diffuser held within hinged door frame door by spring clips, hinges from either side using steel pin hinges and gasket ensures seal between door frame assembly and housing. All fasteners are plated or corrosion resistant. Sufficient knock-outs provided on side of housing for flexible conduit attachment.

**Finish:** Powder painted high reflectance white.  
 Electrical: Electronic ballasts are class P, thermally protected.

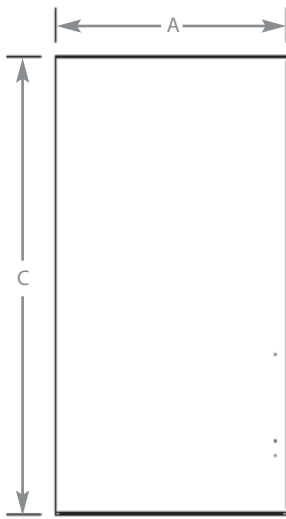
**Approvals:** Union made, manufactured in the US, and UL Listed 1598 (Wet Location - Covered Ceiling Only).

**Mounting:** Recessed mounting for T-Bar or with Flange Kit for sheetrock ceiling installations.

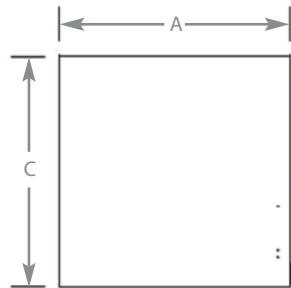
**Optics:** Clear prismatic #12 pattern extruded acrylic lens (lens may be mounted smooth face down for better seal to door frame).

**Options:** Emergency Battery Backup, Dimming Ballast, Separate Circuit, 6' Whips.

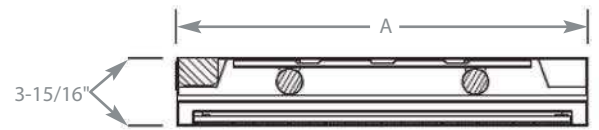
Model	A	B	C
1 X 4	11 3/4"	47 3/4"	48"
2 X 2	23 3/4"	23 3/4"	24"
2 X 4	23 3/4"	47 3/4"	48"



TOP VIEW  
2 X 4



TOP VIEW  
2 X 2



CROSS SECTION 2-LAMP  
2 X 2 - 2 X 4



SIDE VIEW  
1 X 4 - 2 X 4