

DATE _____

JOB NAME _____

TYPE _____

Features **Applications**

- | | |
|--|---|
| <ul style="list-style-type: none"> • Clear prismatic acrylic 3-sided lens • Surface, Wall or Pendant Stem Mounting • Uses dimmable LED modules • Dims down between 30%-60% • 50,000 hour life | <ul style="list-style-type: none"> • Stairwells • Corridors • Bathrooms • Utility Rooms |
|--|---|

Series	Size	LED System	Color Temp	Voltage	Mounting	Options
HP LED						

<p>2FT</p> <p>3FT</p> <p>4FT</p>	<p>LTG1- Standard</p> <p>LTG2- Low</p> <p>LTG3- High</p> <p>C- Custom Package (Consult Factory)</p>	<p>3000K</p> <p>3500K</p> <p>4000K</p> <p>5000K</p>	<p>120</p> <p>277</p> <p>UNV</p>	<p>SM-Surface Mount</p> <p>WB-Wall Bracket</p> <p>PS- Pendant Stem (12", 18", 24", 36", 48")</p>	<p>EM-EM Pack</p> <p>DB- Dimming</p> <p>LUTRON 2- Hi-Lume Dimming Driver (1% 2-wire control)</p> <p>LUTRON 3- Hi-Lume Dimming Driver (1% 3-wire control)</p> <p>MS-Motion Sensor</p> <p>PC-Polycarbonate Lens</p> <p>RS- Rocker Switch (On/Off)</p>
---	---	---	---	---	--

Ordering Example: HP LED-4FT-LTG1-3500K-UNV-SM-MS

LED System Information

NOMINAL PACKAGE	NOMINAL SYSTEM WATTS	NOMINAL DELIVERED LUMENS
LTG1 (STANDARD)	16.5W (per 2ft)	1640Lm (per 2ft)
LTG2 (LOW)	14.5W (per 2ft)	1515Lm (per 2ft)
LTG3 (HIGH)	18.5W (per 2ft)	1825lm (per 2ft)

Color Temperature Pro-rate:

CCT	OUTPUT
3000K	95%
3500K	97%
4000K	100%
5000K	103%

***FOR ANY CUSTOM LED PACKAGE REQUESTS CONSULT FACTORY

Details

Application Features: Specification grade surface mounted wall or ceiling luminaire with clear prismatic acrylic 3-sided lens. For use in indoor applications where a LED luminaire with motion sensor and separate circuit options for energy savings is required. Available in 2' and 4' lengths. Fixtures can be butt mounted for mounting in continuous rows.

Construction: Die formed 20 ga. pre-painted white steel housing with clear prismatic acrylic 3-sided lens. Sufficient knock-outs provided for optional pendant stems. Baked white enamel finish.

Electrical: Integral Driver.

Approvals: Union made, ETL listed, and manufactured in the US.

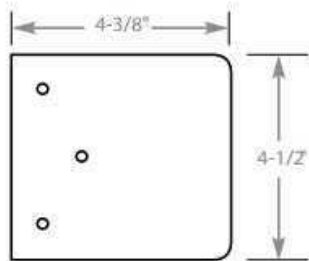
Mounting: Surface mounts over electrical junction box or with optional pendant stems.

Optics: Clear prismatic acrylic 3-sided lens.

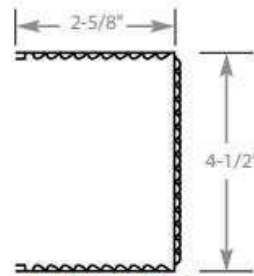
Options: Emergency Battery Backup, Separate Circuit, Motion Sensor. Also Available with Opal or Polycarbonate Lens. Rocker Switch Optional.




Image shows fixture with motion sensor and emergency pack



END VIEW



LENS ONLY



SIDE VIEW WITH LENS