


DATE _____ PROJECT _____ FIRM _____ TYPE _____



Architectural luminaire with very low profile. LED luminaire that provides continuous downlight regardless of length. Custom outputs and colors available.

FEATURES

- Available In Made To Measure Lengths Specifiable In 4" Increments
- Patterns Available (See Page 2)
- 100% Downlight
- CRI 90+ Standard; R9>50
- 5 Year, 50,000 Hour Fixture Warranty
- 2700K, 3000K, 3500K & 4000K Color Temperatures Available
- Available with PoE

APPLICATIONS Offices, Lobbies, Retail Stores, Classrooms, Reception Areas & Corridors

CONSTRUCTION Extruded Aluminum Housing with Die Cast Ends. Formed Steel Gear Tray | **OPTICS** Extruded High Transmission Satin Acrylic Lens with No LED Imaging

WARRANTY 5 Year Limited Warranty (Covers Standard Components) | **FINISH** Standard Powder-Coated White. Custom RAL Colors Available

FIXTURE RATINGS & CERTIFICATIONS Union Made ETL Listed | Made In The USA Damp Location Rated



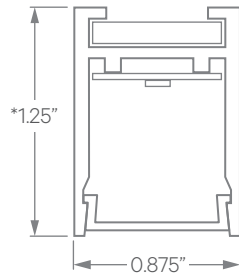
DRIVERS & SENSORS

For Wiring Diagrams and Sensor Information Click [Here](#)



ELECTRICAL Remote Driver with 0-10V Dimming Standard or 'Power Over Wire' System Which Eliminates Power Feed Cord By Combining The Aircraft Cable and Power Feed

EXTRUSION DIMENSIONS



NOTE: FIXTURE DEPTH IS 1-3/4" WHEN USING 'ACP' OPTION

LED SYSTEM INFORMATION

	Nominal System Watts	Nominal Delivered Lumens
Standard (LTG1)	5.25 W/ft	315 lm/ft
Low (LTG2)	3.5 W/ft	210 lm/ft
High (LTG3)	7.25 W/ft	400 lm/ft

Based on a 3500K luminaire using one driver. Custom outputs available; specify below.

ORDERING 1 2 3 4 5 6 7 8 9

1 - FIXTURE ID RUSH LED DN	2 - LENGTH 4 - 4 ft 8 - 8 ft X'-X" - Specify Length (4" Increments) PAT - Pattern (Consult Factory)	3 - COLOR TEMP 27 - 2700K/90 CRI 30 - 3000K/90 CRI 35 - 3500K/90 CRI 40 - 4000K/90 CRI	4 - LED SYSTEM LTG1 - Standard LTG2 - Low LTG3 - High LTGC - Custom Output	5 - VOLTAGE UNV - Universal (120/277V)	6 - DRIVER (Remote) DB - Standard Dimming (0-10V) DB1% - 1% Dimming (0-10V) DB.1% - 0.1% Dimming (0-10V) LTEA - Lutron 2-wire 1% Dimming (120V only) LDE1 - Lutron Digital EcoSystem LDE5 - 5 Series EcoSystem; 5% Dimming PoE - Power over Ethernet. Consult Factory for Compatibility
--------------------------------------	--	---	---	--	---

7 - FINISH W - White (Standard) BLK* - Black CC* - Custom Color (provide RAL#)	8 - MOUNTING AC - Air Craft Cable (50") ACP - Power Over Aircraft Cable SM - Surface Mount	9 - OTHER OPTIONS EM 120V - Emergency Pack EM 277V - Emergency Pack EMCKT - Emergency Circuit
--	--	---

*White cord and canopy provided. Must specify for other requests.

DATE


PROJECT

FIRM

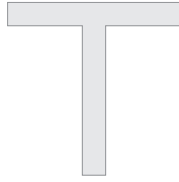
TYPE

PATTERNS


Patterns feature illuminated corners and angles. **Must consult factory for custom corners and patterns.**




Square Patterns



T Patterns

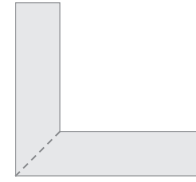


Custom Angles



Custom Patterns

LENS CUT



Mitered

ACP - 'Power Over Aircraft Cable' Option

*PLEASE NOTE: EXTRUSION IS 1-3/4" TALL WHEN USING ACP OPTION

