


| | | | |
|------|---------|------|------|
| DATE | PROJECT | FIRM | TYPE |
|------|---------|------|------|



Rounded, linear luminaire with direct lighting. For use in indoor applications where a round profile that provides continuous light is required. Suitable for suspended installation. Custom outputs and colors available.

FEATURES

- Available In Custom Lengths & Long Runs accurate up to 1/16" Accuracy
- Damp Location Rated
- CRI 90+ Standard
- 5 Year, 50,000 Hour Fixture Warranty
- 2700K, 3000K, 3500K, 4000K & 5000K Color Temperatures Available

APPLICATIONS Commercial Interiors, Retail, Hospitality, Muuseums, Reception Areas

CONSTRUCTION Extruded Aluminum Housing and Sheet Metal End Caps. Formed Steel gear Tray. **OPTICS** Extruded High Transmission Satin Acrylic Lens With No LED Imaging.

WARRANTY 5 Year Limited Warranty (Covers Standard Components) **FINISH** Standard Powder-Coated White. Custom RAL Colors Available

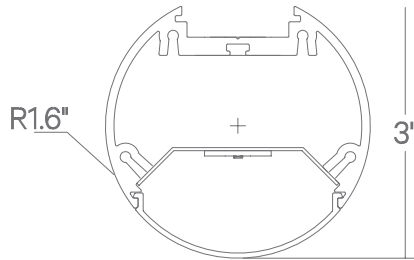
FIXTURE RATINGS & CERTIFICATIONS Union Made ETL Listed Made In The USA Damp Location Rated



ELECTRICAL Integral Driver With 0-10V 10% Dimming Standard. Several Driver Options Available. See Below For Lutron Dimming Information

| | |
|---|------|
| 2-Wire Forward Phase; Hi-Lume 1% Dimming, Only Available For 120V | LTEA |
| 3-Wire EcoSystem; Hi-lume 1% Dimming | L3DA |
| Digital EcoSystem; Hi-lume 1% Dimming, 'Soft-on Fade-to-black' (Required for Daylighting) | LDE1 |
| 5 Series EcoSystem; 5% Dimming | LDE5 |

EXTRUSION DIMENSIONS



LED SYSTEM INFORMATION

| | Nominal System Watts | Nominal Delivered Lumens | Nominal Efficacy |
|-----------------|----------------------|--------------------------|------------------|
| Standard (LTG1) | 7.25 W/ft | 675 Lm/ft | 90 Lm/W |
| Low (LTG2) | 5 W/ft | 450 Lm/ft | 90 Lm/W |
| High (LTG3) | 8.75 W/ft | 750 Lm/ft | 86 Lm/W |

Based on a 3500K luminaire using one driver. Please consult factory for custom lumen outputs & wattage.

| | | | | | | | | | | | | |
|---|---|---|------|-----|---|---|---|---|---|-------|------|----|
| 1 | 2 | 3 | 4-IN | 4-D | 5 | 6 | 7 | 8 | 9 | 10-IN | 10-D | 11 |
|---|---|---|------|-----|---|---|---|---|---|-------|------|----|

| | | | | | |
|-----------------------------------|---|--|---|--|--|
| 1 - FIXTURE ID CRD3 LED | 2 - LENGTH 2 - 2 ft 4 - 4 ft 8 - 8 ft x'-x" - Custom (specify length) **Patterns available, consult factory | 3 - COLOR TEMP 27 - 2700K/90 CRI 30 - 3000K/90 CRI 35 - 3500K/90 CRI 40 - 4000K/90 CRI 50 - 5000K/90 CRI | 4 - LED SYSTEM LTG1 - Standard LTG2 - Low LTG3 - High C - Custom Output (ie-C550Lm/ft) | 5 - VOLTAGE UNV - Universal (120/277V) | 6 - DRIVER DB - Standard 10% Dimming (0-10V) DB1% - 1% Dimming (0-10V) DB.01% - .01% Dimming (0-10V) LTEA* - Lutron 2-wire 1% Dimming L3DA* - Lutron 3-wire 1% Dimming LDE1* - Lutron Digital EcoSystem LDE5* - 5 Series EcoSystem; 5% Dimming *Refer to 'Electrical' Information Above |
|-----------------------------------|---|--|---|--|--|

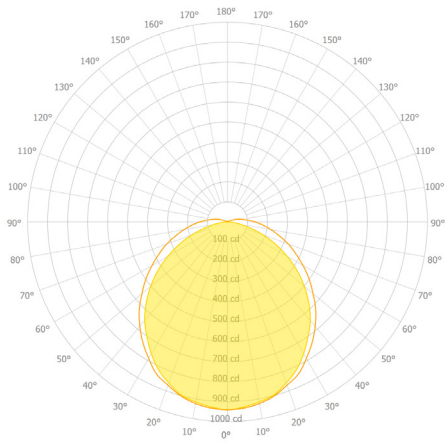
| | | | | |
|--|---|---|---|---|
| 7 - FINISH W - White (Standard) BLK - Black CC - Custom Color (provide RAL#) | 8 - MOUNTING AC - Air Craft Cable (50") | 10 - OPTICS IN - INDIRECT SD - Standard Diffuser | 4 - DIRECT SD - Standard Diffuser | 11 - OPTIONS EM 120V - Emergency Pack EM 277V - Emergency Pack |
|--|---|---|---|---|

DATE

PROJECT

FIRM

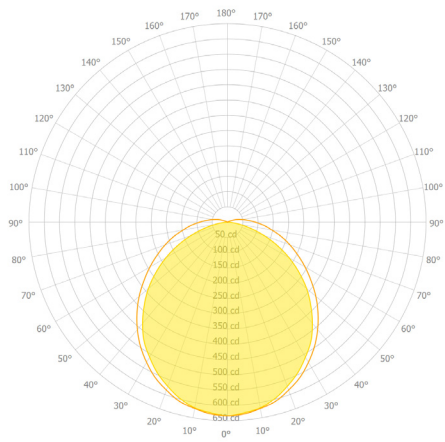
TYPE



CRD3 4FT LTG1 3500K
 DELIVERED LUMENS: 2,701 Lm
 TOTAL WATTS: 30W
 EFFICACY: 93 Lumens/Watt

ZONAL LUMEN SUMMARY

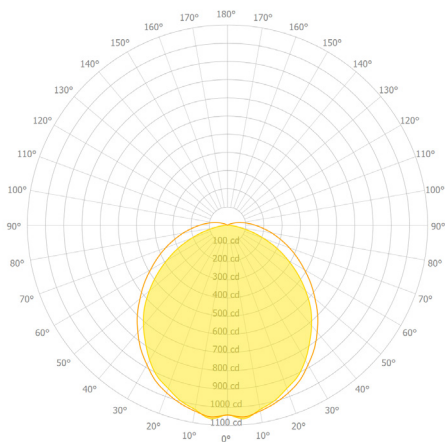
| ZONE | LUMENS | % LAMP | % FIXTURE |
|----------------|---------|--------|-----------|
| 0.00 - 30.00 | 723.37 | 21.64 | 25.95 |
| 0.00 - 40.00 | 1172.74 | 35.09 | 42.07 |
| 0.00 - 60.00 | 2043.39 | 61.14 | 73.30 |
| 0.00 - 90.00 | 2701.37 | 80.82 | 96.90 |
| 90.00 - 120.00 | 0.00 | 0.00 | 0.00 |
| 90.00 - 150.00 | 0.00 | 0.00 | 0.00 |
| 90.00 - 180.00 | 0.00 | 0.00 | 0.00 |
| 0.00 - 180.00 | 2701.37 | 83.40 | 100.00 |



CRD3 4FT LTG2 3500K
 DELIVERED LUMENS: 3,694Lm
 TOTAL WATTS: 20W
 EFFICACY: 93 Lumens/Watt

ZONAL LUMEN SUMMARY

| ZONE | LUMENS | % LAMP | % FIXTURE |
|----------------|---------|--------|-----------|
| 0.00 - 30.00 | 486.28 | 21.64 | 25.95 |
| 0.00 - 40.00 | 788.04 | 35.08 | 42.06 |
| 0.00 - 60.00 | 1373.27 | 61.13 | 73.29 |
| 0.00 - 90.00 | 1815.80 | 80.82 | 96.91 |
| 90.00 - 120.00 | 0.00 | 0.00 | 0.00 |
| 90.00 - 150.00 | 0.00 | 0.00 | 0.00 |
| 90.00 - 180.00 | 0.00 | 0.00 | 0.00 |
| 0.00 - 180.00 | 1873.77 | 83.40 | 100.00 |



CRD3 4FT LTG3 3500K
 DELIVERED LUMENS: 3,026Lm
 TOTAL WATTS: 35W
 EFFICACY: 86 Lumens/Watt

ZONAL LUMEN SUMMARY

| ZONE | LUMENS | % LAMP | % FIXTURE |
|----------------|---------|--------|-----------|
| 0.00 - 30.00 | 810.49 | 21.64 | 25.94 |
| 0.00 - 40.00 | 1314.29 | 35.08 | 42.06 |
| 0.00 - 60.00 | 2290.27 | 61.14 | 73.30 |
| 0.00 - 90.00 | 3028.00 | 80.83 | 96.91 |
| 90.00 - 120.00 | 0.00 | 0.00 | 0.00 |
| 90.00 - 150.00 | 0.00 | 0.00 | 0.00 |
| 90.00 - 180.00 | 0.00 | 0.00 | 0.00 |
| 0.00 - 180.00 | 3124.60 | 83.41 | 100.00 |