


DATE	PROJECT	FIRM	TYPE
------	---------	------	------



Rounded, linear luminaire with direct and indirect lighting. For use in indoor applications where a round profile that provides continuous light is required. Suitable for suspended installation. Custom outputs and colors available.

### FEATURES

- Available In Custom Lengths & Long Runs accurate up to 1/16" Accuracy
- Damp Location Rated
- CRI 90+ Standard
- 5 Year, 50,000 Hour Fixture Warranty
- 2700K, 3000K, 3500K, 4000K & 5000K Color Temperatures Available

**APPLICATIONS** Commercial Interiors, Retail, Hospitality, Museums, Reception Areas

**CONSTRUCTION** Extruded Aluminum Housing and Sheet Metal End Caps. Formed Steel gear Tray. **OPTICS** Extruded High Transmission Satin Acrylic Lens With No LED Imaging.

**WARRANTY** 5 Year Limited Warranty (Covers Standard Components) **FINISH** Standard Powder-Coated White. Custom RAL Colors Available

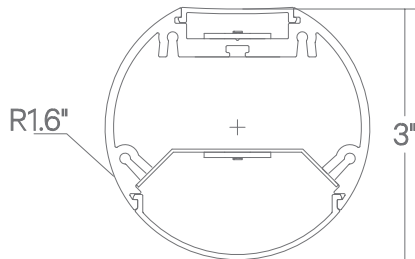
**FIXTURE RATINGS & CERTIFICATIONS** Union Made Made In The USA  
ETL Listed Damp Location Rated



**ELECTRICAL** Integral Driver With 0-10V 10% Dimming Standard. Several Driver Options Available. See Below For Lutron Dimming Information

2-Wire Forward Phase; Hi-Lume 1% Dimming, Only Available For 120V	LTEA
3-Wire EcoSystem; Hi-lume 1% Dimming	L3DA
Digital EcoSystem; Hi-lume 1% Dimming, 'Soft-on Fade-to-black' (Required for Daylighting)	LDE1
5 Series EcoSystem; 5% Dimming	LDE5

### EXTRUSION DIMENSIONS



### LED SYSTEM INFORMATION

	Nominal System Watts		Nominal Delivered Lumens		Nominal Efficacy
	DIRECT	INDIRECT	DIRECT	INDIRECT	
Standard (LTG1)	7.5 W/ft	7.5 W/ft	675 Lm/ft	700 Lm/ft	88 Lm/W
Low (LTG2)	5.25 W/ft	5.25 W/ft	450 Lm/ft	470 Lm/ft	92 Lm/W
High (LTG3)	9 W/ft	9 W/ft	750 Lm/ft	780 Lm/ft	86 Lm/W

Based on a 3500K luminaire using one driver. Please consult factory for custom lumen outputs & wattage.

1	2	3	4-IN	4-D	5	6	7	8	9	10-IN	10-D	11
---	---	---	------	-----	---	---	---	---	---	-------	------	----

<b>1 - FIXTURE ID</b> CRD3 LED UP/DN	<b>2 - LENGTH</b> 2 - 2 ft 4 - 4 ft 8 - 8 ft x'-x" - Custom (specify length)	<b>3 - COLOR TEMP</b> 27 - 2700K/90 CRI 30 - 3000K/90 CRI 35 - 3500K/90 CRI 40 - 4000K/90 CRI 50 - 5000K/90 CRI	<b>4 - LED SYSTEM</b> IN - INDIRECT LTG1 - Standard LTG2 - Low LTG3 - High C - Custom Output (ie-C550Lm/ft)	<b>5 - VOLTAGE</b> D - DIRECT LTG1 - Standard LTG2 - Low LTG3 - High C - Custom Output (ie-C550Lm/ft)	<b>6 - DRIVER</b> UNV - Universal (120/277V) DB - Standard 10% Dimming (0-10V) DB1% - 1% Dimming (0-10V) DB.01% - .01% Dimming (0-10V) LTEA* - Lutron 2-wire 1% Dimming L3DA* - Lutron 3-wire 1% Dimming LDE1* - Lutron Digital EcoSystem LDE5* - 5 Series EcoSystem; 5% Dimming *Refer to 'Electrical' Information Above
---	--	--	--	--	--

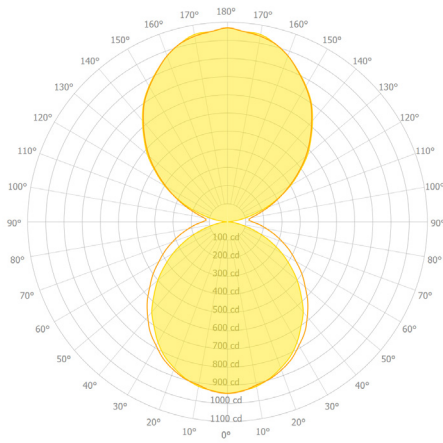
<b>7 - FINISH</b> W - White (Standard) BLK - Black CC - Custom Color (provide RAL#)	<b>8 - MOUNTING</b> AC - Air Craft Cable (50")	<b>10 - OPTICS</b> IN - INDIRECT SD - Standard Diffuser	<b>11 - OPTIONS</b> D - DIRECT SD - Standard Diffuser SC - Separate Circuit
--	---	---	--

DATE

PROJECT

FIRM

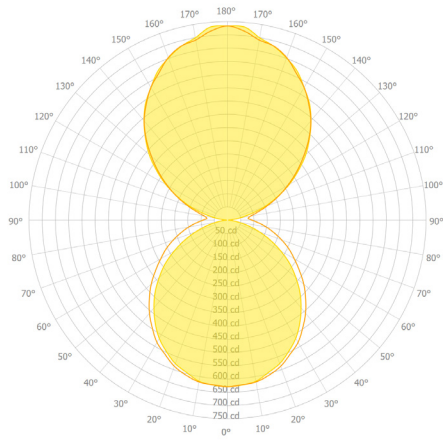
TYPE



**CRD3 UP/DN 4FT LTG1 3500K**  
**DELIVERED LUMENS: 5,494Lm**  
**TOTAL WATTS: 62W**  
**EFFICACY: 91 Lumens/Watt**

**ZONAL LUMEN SUMMARY**

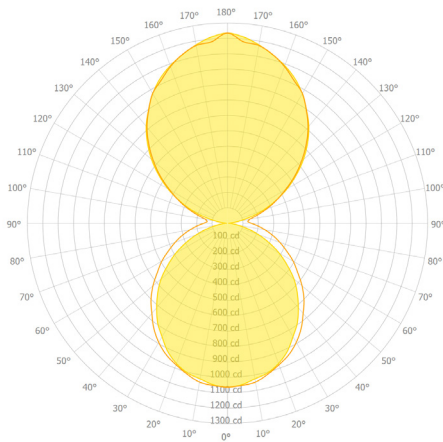
ZONE	LUMENS	% LAMP	% FIXTURE
0.00 - 30.00	722.25	10.80	13.14
0.00 - 40.00	1172.07	17.53	21.33
0.00 - 60.00	2042.86	30.56	37.18
0.00 - 90.00	2701.68	40.42	49.17
90.00 - 120.00	554.42	8.29	10.09
90.00 - 150.00	1980.73	29.63	36.05
90.00 - 180.00	2793.21	41.78	50.83
0.00 - 180.00	5494.89	82.20	100.00



**CRD3 UP/DN 4FT LTG2 3500K**  
**DELIVERED LUMENS: 3,694Lm**  
**TOTAL WATTS: 40W**  
**EFFICACY: 92 Lumens/Watt**

**ZONAL LUMEN SUMMARY**

ZONE	LUMENS	% LAMP	% FIXTURE
0.00 - 30.00	486.97	10.84	13.18
0.00 - 40.00	789.27	17.57	21.37
0.00 - 60.00	1373.61	30.57	37.19
0.00 - 90.00	1815.23	40.40	49.14
90.00 - 120.00	372.85	8.30	10.09
90.00 - 150.00	1332.05	29.65	36.06
90.00 - 180.00	1878.75	41.81	50.86
0.00 - 180.00	3693.98	82.21	100.00



**CRD3 UP/DN 4FT LTG3 3500K**  
**DELIVERED LUMENS: 6,159Lm**  
**TOTAL WATTS: 72W**  
**EFFICACY: 86 Lumens/Watt**

**ZONAL LUMEN SUMMARY**

ZONE	LUMENS	% LAMP	% FIXTURE
0.00 - 30.00	811.72	10.83	13.18
0.00 - 40.00	1315.20	17.55	21.36
0.00 - 60.00	2289.85	30.56	37.18
0.00 - 90.00	3026.52	40.39	49.14
90.00 - 120.00	621.78	8.30	10.10
90.00 - 150.00	2221.62	29.65	36.07
90.00 - 180.00	3132.18	41.81	50.86
0.00 - 180.00	6158.70	82.20	100.00