

DBSQ LED 2X2

Recessed, architectural luminaire with square frosted acrylic diffuse drop below lens. Durable steel housing. Suitable for grid and sheetrock ceilings. Custom outputs available.



Features

- Optional 1", 2", or 3" drop below lens
- Custom Color and Outputs Available
- Damp Location Rated
- CRI Value: 80+; available in 90+
- 5 year, 50,000 hour lamp life Warranty
- 2700k, 3000k, 3500k, 4000k, and 5000k color temperatures available

Applications

- Offices
- Lobbies
- Retail Stores
- Reception Areas
- Corridors

Details

Construction: Heavy gauge cold rolled steel housing.

Optics: Frosted acrylic drop below lens.

Electrical: Integral driver with dimming. Several driver options available. See below for Lutron Dimming information:

- LTEA**=2-wire forward phase; Hi-Lume 1% Dimming, only available for 120V.
- L3DA**=3-wire EcoSystem; Hi-Lume 1% Dimming
- LDE1**=Digital EcoSystem; Hi-Lume 1% Dimming, 'soft-on fade-to-black' (Required for Daylighting)
- LDE5**=5 Series EcoSystem; 5% Dimming.

Warranty: 5 year limited warranty; covers standard components.

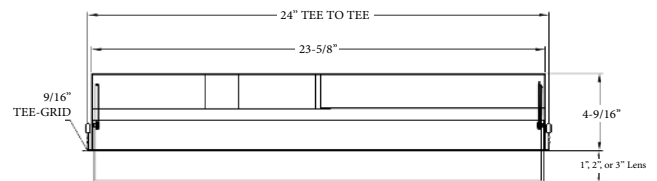
Approvals: Union made, ETL listed, and manufactured in the US. Rated for Damp Location.

LED System Information

	Nominal System Watts	Nominal Delivered Lumens	Nominal Efficacy
Standard (LTG1)	29W	2,915Lm	100Lm/W
Low (LTG2)	20W	2,000Lm	100Lm/W
High (LTG3)	35W	3,340Lm	95Lm/W

Please Note: Standard CRI is 80+, must specify for requests over 90. Outputs reflected in chart based on 4000K color temperature. For custom LED package requests consult factory; wattages vary based on specified output. Additional photometric information available.

Extrusion Dimensions




Ordering Information

DBSQ Series	2X2 Size	LED System	Color Temp	Voltage	Mounting	Driver	Drop Below	Options
		LTG1- Standard	3000K	120	T- 9/16" Tee Grid	DB- Standard 10% Dimming (0-10V)	1"	EM-Emergency Pack
		LTG2- Low	3500K	277	TZ- 9/16" Tech Zone	DB.01%-1% Dimming (0-10V)	2"	WH-Whips
		LTG3- High	4000K	UNV	F-Flange	DB.01%-0.1% Dimming (0-10V)	3"	EIS- Integral Sensor by Enlighted
		C- Custom Output (i.e-C3500Lm)	5000K		SG- Slot Grid/Interlude	LTEA*-Lutron 2-wire 1% Dimming		WIS- Integral Sensor by Wattstopper
						L3DA*-Lutron 3-wire 1% Dimming		90CRI- CRI of 90+
						LDE1*-Lutron Digital EcoSystem		CC-Custom Color
						LDE5*-5 Series EcoSystem; 5% Dimming		

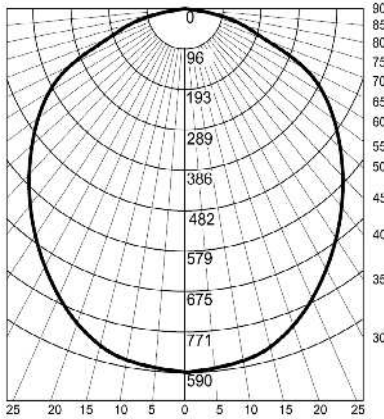
*Refer to 'Electrical' Information Above

Ordering Example: DBSQ LED-2X2-LTG1-4000K-UNV-T-LTEA-1"-EM



Photometrics

DBSQ LED 2X2 LTC1 3500K
 DELIVERED LUMENS: 2.825Lm
 TOTAL WATTS: 29W
 EFFICACY: 97 Lumens/Watt



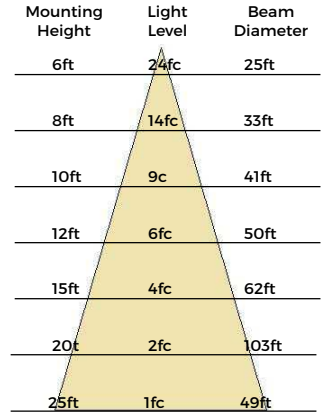
ZONAL LUMEN SUMMARY

Zone	Lumens	%Lamp	%Fixt
0.00 - 30.00	678.32	17.86	24.00
0.00 - 40.00	1123.04	29.57	39.74
0.00 - 60.00	2052.86	54.04	72.63
0.00 - 90.00	2826.27	74.40	100.00
90.00 - 120.00	26.47	0.70	0.94
90.00 - 150.00	26.47	0.70	0.94
90.00 - 180.00	26.47	0.70	0.94
0.00 - 180.00	2826.27	74.40	100.00

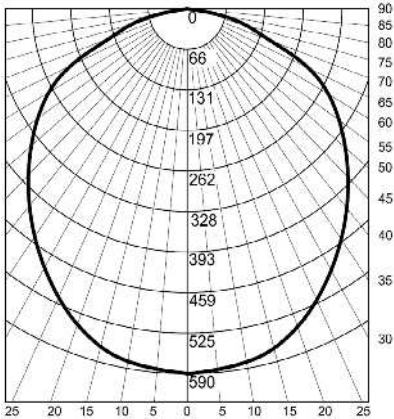
CANDELA DISTRIBUTION

0.00	22.50	45.00	67.50	90.00
0.00	858.00	858.00	858.00	858.00
5.00	856.07	853.56	860.21	855.47
10.00	843.46	847.54	844.87	836.62
15.00	825.84	827.40	832.32	824.08
20.00	798.08	801.83	805.10	804.12
25.00	777.34	785.47	781.62	784.04
30.00	740.10	753.68	758.74	756.14
35.00	702.93	709.28	719.91	712.88
40.00	663.00	669.01	673.85	670.30
45.00	616.96	624.10	629.56	623.04
50.00	558.03	566.62	573.75	569.39
55.00	494.88	503.77	510.79	507.33
60.00	437.12	443.16	453.50	447.87
65.00	368.43	380.17	385.78	379.43
70.00	296.09	308.30	316.82	308.62
75.00	231.10	241.88	245.44	241.96
80.00	168.28	180.30	188.71	180.15
85.00	119.85	127.85	136.88	128.60
90.00	87.26	96.96	104.90	97.64

CONE OF LIGHT



DBSQ LED 2X2 LTC2 3500K
 DELIVERED LUMENS: 1.950Lm
 TOTAL WATTS: 20W
 EFFICACY: 98 Lumens/Watt



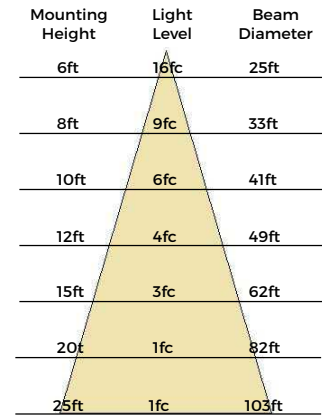
ZONAL LUMEN SUMMARY

Zone	Lumens	%Lamp	%Fixt
0.00 - 30.00	466.40	17.86	24.00
0.00 - 40.00	772.00	29.56	39.72
0.00 - 60.00	1412.09	54.06	72.65
0.00 - 90.00	1943.63	74.41	100.00
90.00 - 120.00	18.20	0.70	0.94
90.00 - 150.00	18.20	0.70	0.94
90.00 - 180.00	18.20	0.70	0.94
0.00 - 180.00	1943.63	74.41	100.00

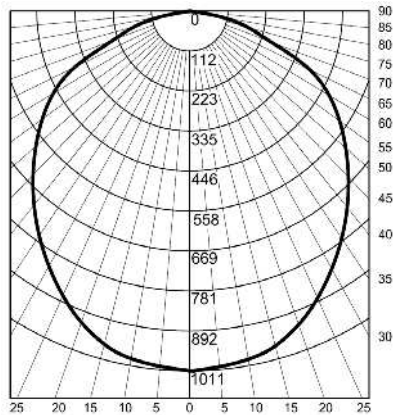
CANDELA DISTRIBUTION

0.00	22.50	45.00	67.50	90.00
0.00	590.02	590.02	590.02	590.02
5.00	587.81	589.15	590.07	585.40
10.00	579.32	583.74	583.41	586.71
15.00	569.43	568.83	568.72	568.65
20.00	550.00	548.83	552.46	553.66
25.00	538.38	536.68	539.73	536.16
30.00	514.50	516.97	520.46	517.73
35.00	485.12	489.87	489.94	487.80
40.00	456.04	461.43	461.64	461.57
45.00	422.32	429.19	433.01	430.21
50.00	385.53	392.35	396.48	391.23
55.00	340.22	347.74	351.45	349.62
60.00	297.91	304.64	309.96	306.32
65.00	253.09	260.83	265.67	260.60
70.00	201.99	212.01	217.49	212.05
75.00	157.37	166.00	171.40	167.16
80.00	118.00	124.87	129.85	124.05
85.00	81.82	88.44	94.21	88.83
90.00	59.31	67.18	71.73	67.14

CONE OF LIGHT



DBSQ LED 2X2 LTC3 3500K
 DELIVERED LUMENS: 3.270Lm
 TOTAL WATTS: 35W
 EFFICACY: 94 Lumens/Watt



ZONAL LUMEN SUMMARY

Zone	Lumens	%Lamp	%Fixt
0.00 - 30.00	785.73	17.87	24.01
0.00 - 40.00	1301.41	29.60	39.77
0.00 - 60.00	2377.93	54.08	72.66
0.00 - 90.00	3272.62	74.42	100.00
90.00 - 120.00	30.61	0.70	0.94
90.00 - 150.00	30.61	0.70	0.94
90.00 - 180.00	30.61	0.70	0.94
0.00 - 180.00	3272.62	74.42	100.00

CANDELA DISTRIBUTION

0.00	22.50	45.00	67.50	90.00
0.00	1003.67	1003.67	1003.67	1003.67
5.00	994.08	985.91	990.72	993.59
10.00	979.73	977.58	976.57	978.62
15.00	959.13	955.15	964.51	958.88
20.00	924.85	932.21	936.56	929.54
25.00	900.34	904.24	909.53	906.30
30.00	863.58	873.63	873.18	877.78
35.00	817.34	826.07	827.89	829.21
40.00	771.30	775.03	783.99	778.15
45.00	712.33	719.27	727.47	722.06
50.00	646.60	658.86	663.77	658.63
55.00	576.79	582.21	591.83	584.98
60.00	507.76	515.87	524.03	517.54
65.00	428.03	436.45	446.56	437.64
70.00	342.23	356.90	367.15	355.47
75.00	266.55	279.78	287.99	280.47
80.00	197.36	209.88	217.89	209.83
85.00	137.52	148.72	157.82	148.79
90.00	100.54	111.64	120.73	112.70

CONE OF LIGHT

