




DATE	PROJECT	FIRM	TYPE
------	---------	------	------



Linear, recessed, architectural luminaire. For use in indoor applications where an LED luminaire with continuous light is required. Suitable for grid systems and drywall installation as well as custom mounting requests.

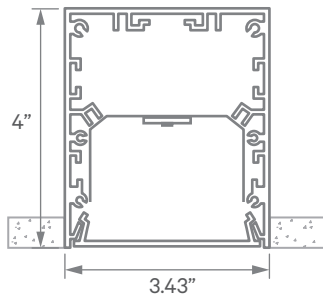
FEATURES

- Available In Custom Lengths & Long Runs To 1/16" Accuracy
- Corners & Patterns Available (See Page 3)
- Optional Wall Wash Reflector
- Damp Location Rated
- CRI 90+ Standard
- 5 Year, 50,000 Hour Fixture Warranty
- 2700K, 3000K, 3500K, 4000K & 5000K Color Temperatures Available
- Enlighted/Wattstopper Sensors Available

APPLICATIONS	Offices, Lobbies, Retail Stores, Classrooms, Reception Areas & Corridors			
CONSTRUCTION	Extruded Aluminum Housing and Steel End Caps. Formed Steel Gear Tray	OPTICS	Extruded High Transmission Satin Acrylic, Semi-Recessed Lens With No LED Imaging	
WARRANTY	5 Year Limited Warranty (Covers Standard Components)		FINISH	Standard Powder-Coated White
FIXTURE RATINGS & CERTIFICATIONS	Union Made, DLC Listed, ETL Listed	Made In The USA Damp Location Rated		

ELECTRICAL	Integral Driver With 0-10V 10% Dimming Standard. Several Driver Options Available. See Below For Lutron Dimming Information		
	2-Wire Forward Phase; Hi-Lume 1% Dimming, Only Available For 120V		LTEA
	3-Wire EcoSystem; Hi-lume 1% Dimming		L3DA
	Digital EcoSystem; Hi-lume 1% Dimming, 'Soft-on Fade-to-black' (Required for Daylighting)		LDE1
	5 Series EcoSystem; 5% Dimming		LDE5

EXTRUSION DIMENSIONS



LED SYSTEM INFORMATION

	Nominal System Watts	Nominal Delivered Lumens	Nominal Efficacy
Standard (LTG1)	7.25 W/ft	605 Lm/ft	83 Lm/W
Low (LTG2)	5 W/ft	420 Lm/ft	85 Lm/W
High (LTG3)	8.75 W/ft	700 Lm/ft	80 Lm/W

Based on a 3500K luminaire using one driver. Please consult factory for custom lumen outputs & wattage.

ORDERING

1	2	3	4	5	6	7	8	9	10	11
---	---	---	---	---	---	---	---	---	----	----

1 - FIXTURE ID LSR4 LED	2 - LENGTH 2 - 2 ft 4 - 4 ft 8 - 8 ft x'-x" - Custom (specify length) **Patterns available, consult factory	3 - COLOR TEMP 27 - 2700K/90 CRI 30 - 3000K/90 CRI 35 - 3500K/90 CRI 40 - 4000K/90 CRI 50 - 5000K/90 CRI TW* - Tunable White RGBW* - RGB + 3000K *Must use DMX Driver (Remote)	4 - LED SYSTEM LTG1 - Standard LTG2 - Low LTG3 - High C - Custom Output (ie-C550Lm/ft)	5 - VOLTAGE UNV - Universal (120/277V)	6 - DRIVER DB - Standard 10% Dimming (0-10V) DB1% - 1% Dimming (0-10V) DB.01% - .01% Dimming (0-10V) LTEA* - Lutron 2-wire 1% Dimming L3DA* - Lutron 3-wire 1% Dimming LDE1* - Lutron Digital EcoSystem LDE5* - 5 Series EcoSystem; 5% Dimming *Refer to 'Electrical' Information Above DMX - For Color Tuning and RGBW
7 - FINISH W - White (Standard)	8 - MOUNTING T - 9/16" Tee Grid TZ - 9/16" Tech Zone T15 - 15/16" Tee Grid	9 - CONTROL EIS - Integral Sensor by Enlighted WIS - Integral Sensor by Wattstopper	10 - OPTICS SD - Standard Diffuser	11 - OPTIONS WH - Whips WW - Wall Wash Reflector EM 120V - Emergency Pack EM 277V - Emergency Pack	

DATE

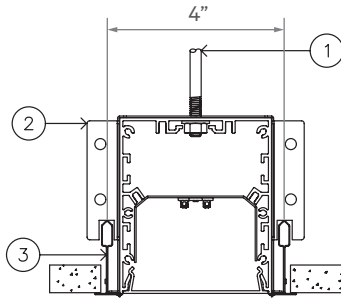
PROJECT

FIRM

TYPE

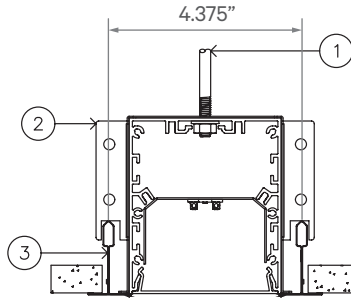
MOUNTING OPTIONS

T/TZ - 9/16" Tee Grid/Tech Zone



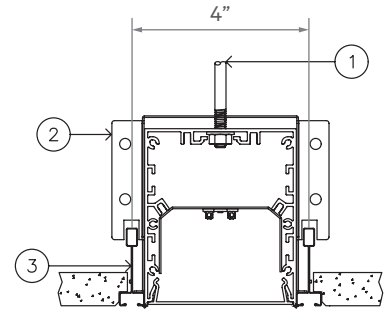
- 1 - Threaded Rod (not supplied)
- 2 - Tee Grid Bracket
- 3 - Tee Grid

T15 - 15/16" Tee Grid



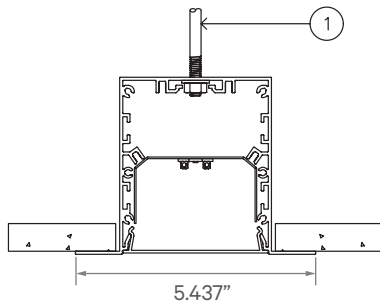
- 1 - Threaded Rod (not supplied)
- 2 - Tee Grid Bracket
- 3 - Tee Grid

SG - Slot Grid/Interlude



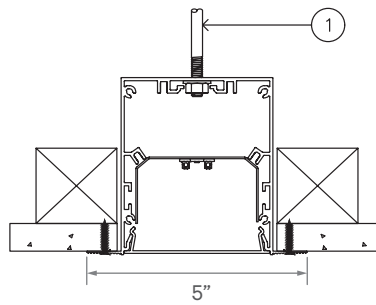
- 1 - Threaded Rod (not supplied)
- 2 - Slot Grid Bracket
- 3 - Slot Grid

F - Flange



- 1 - Threaded Rod (not supplied)

NT - No Trim/Spackle Flange



- 1 - Threaded Rod (not supplied)

DATE


PROJECT

FIRM


TYPE

CORNERS & PATTERNS

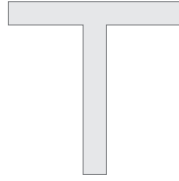
Available with illuminated corners, angles, and custom patterns. **Must consult factory for custom corners and patterns.**




Square Patterns




X Patterns



T Patterns



Custom Angles

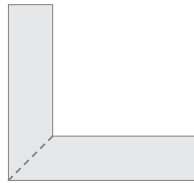


Custom Patterns

LENS CUT OPTIONS



Straight-cut



Mitered Angle

NOTE: Straight-Cut is standard configuration, Mitered Angle is optional and must be specified.

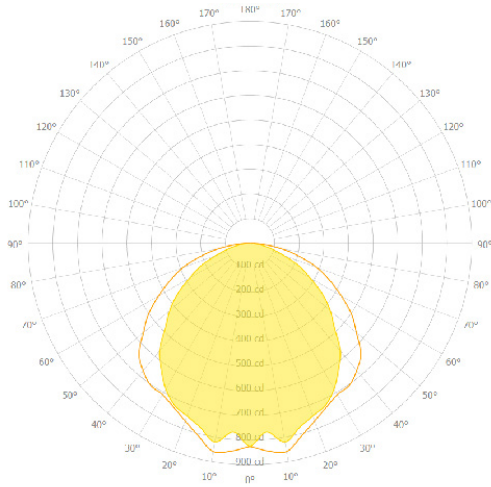
DATE

PROJECT

FIRM

TYPE

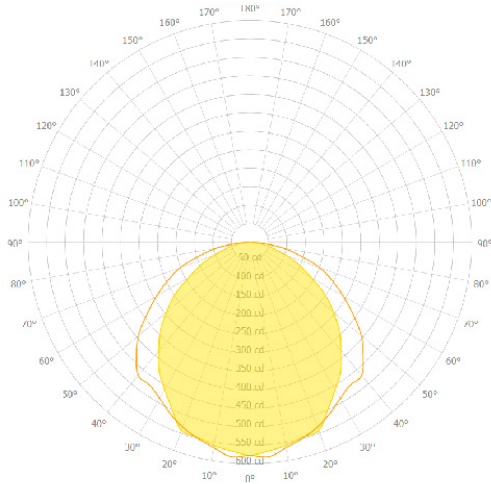
PHOTOMETRICS



LSR4 LED 4FT LTG1 3500K
 DELIVERED LUMENS: 2,427Lm
 TOTAL WATTS: 29W
 EFFICACY: 83 Lumens/Watt

ZONAL LUMEN SUMMARY

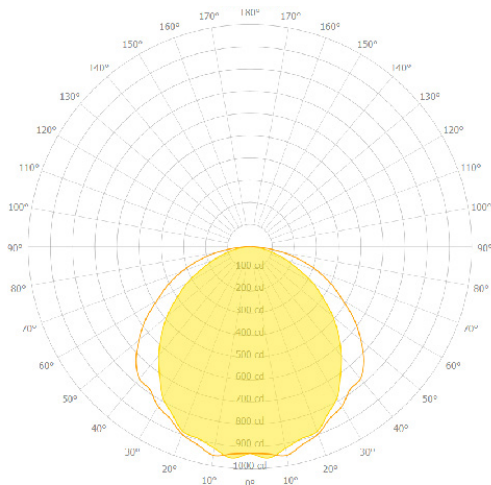
ZONE	LUMENS	% LAMP	% FIXTURE
0.00 - 30.00	643.67	16.95	26.51
0.00 - 40.00	1051.32	27.68	43.30
0.00 - 60.00	1876.76	49.41	77.30
0.00 - 90.00	2427.97	63.92	100.00
90.00 - 120.00	1.31	0.03	0.05
90.00 - 150.00	1.31	0.03	0.05
90.00 - 180.00	1.31	0.03	0.05
0.00 - 180.00	2427.97	63.92	100.00



LSR4 LED 4FT LTG2 3500K
 DELIVERED LUMENS: 1,670Lm
 TOTAL WATTS: 20W
 EFFICACY: 84 Lumens/Watt

ZONAL LUMEN SUMMARY

ZONE	LUMENS	% LAMP	% FIXTURE
0.00 - 30.00	444.07	17.00	26.58
0.00 - 40.00	722.85	27.67	43.27
0.00 - 60.00	1290.78	49.42	77.27
0.00 - 90.00	1670.38	63.95	100.00
90.00 - 120.00	0.88	0.03	0.05
90.00 - 150.00	0.88	0.03	0.05
90.00 - 180.00	0.88	0.03	0.05
0.00 - 180.00	1670.38	63.95	100.00



LSR4 LED 4FT LTG3 3500K
 DELIVERED LUMENS: 2,788Lm
 TOTAL WATTS: 35W
 EFFICACY: 80 Lumens/Watt

ZONAL LUMEN SUMMARY

ZONE	LUMENS	% LAMP	% FIXTURE
0.00 - 30.00	741.77	17.04	26.61
0.00 - 40.00	1207.91	27.75	43.32
0.00 - 60.00	2155.67	49.52	77.32
0.00 - 90.00	2788.04	64.04	100.00
90.00 - 120.00	1.52	0.03	0.05
90.00 - 150.00	1.52	0.03	0.05
90.00 - 180.00	1.52	0.03	0.05
0.00 - 180.00	2788.04	64.04	100.00