





| | | | |
|------|---------|------|------|
| DATE | PROJECT | FIRM | TYPE |
|------|---------|------|------|



Narrow, recessed, architectural luminaire with semi-recessed lens (protrudes 3/8" from ceiling). For use in indoor applications where an LED luminaire with small profile providing continuous light is required. Suitable for grid systems or drywall installation as well as custom mounting requests.

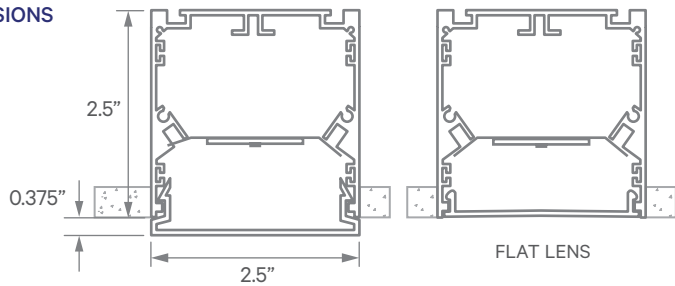
FEATURES

- Available In Custom Lengths & Long Runs To 1/16" Accuracy
- Corners & Patterns Available (See Page 3)
- Comes Standard With Semi-Recessed Lens. Flush Lens Optional
- Damp Location Rated
- 5 Year, 50,000 Hour Fixture Warranty
- 2700K, 3000K, 3500K, 4000K & 5000K Color Temperatures Available
- CRI 90+ Standard
- Enlighted/Wattstopper Sensors Available

| | | | |
|---|--|--|--|
| APPLICATIONS | Offices, Lobbies, Retail Stores, Classrooms, Reception Areas & Corridors | | |
| CONSTRUCTION | Extruded Aluminum Housing and Steel End Caps. Formed Steel Gear Tray | OPTICS | Extruded High Transmission Satin Acrylic, Semi-Recessed Lens With No LED Imaging. Flat Lens Optional. |
| WARRANTY | 5 Year Limited Warranty (Covers Standard Components) | | FINISH Standard Powder-Coated White |
| FIXTURE RATINGS & CERTIFICATIONS | Union Made ETL Listed | Made In The USA Damp Location Rated |    |

| | | | |
|-------------------|---|-------|------|
| ELECTRICAL | Integral Driver With 0-10V 10% Dimming Standard. Several Driver Options Available. See Below For Lutron Dimming Information | | |
| | 2-Wire Forward Phase; Hi-Lume 1% Dimming, Only Available For 120V | | LTEA |
| | 3-Wire EcoSystem; Hi-lume 1% Dimming | | L3DA |
| | Digital EcoSystem; Hi-lume 1% Dimming, 'Soft-on Fade-to-black' (Required for Daylighting) | | LDE1 |
| | 5 Series EcoSystem; 5% Dimming | | LDE5 |

EXTRUSION DIMENSIONS



LED SYSTEM INFORMATION

| | Nominal System Watts | Nominal Delivered Lumens | Nominal Efficacy |
|-----------------|----------------------|--------------------------|------------------|
| Standard (LTG1) | 7.25 W/ft | 680 Lm/ft | 94 Lm/W |
| Low (LTG2) | 5 W/ft | 470 Lm/ft | 94 Lm/W |
| High (LTG3) | 8.75 W/ft | 780 Lm/ft | 90 Lm/W |

Based on a 3500K luminaire using one driver. Please consult factory for custom lumen outputs & wattage.

| | | | | | | | | | | | |
|-----------------|---|---|---|---|---|---|---|---|---|----|----|
| ORDERING | 1 | 2 | 3 | 4 | 5 | 6 | 7 | 8 | 9 | 10 | 11 |
|-----------------|---|---|---|---|---|---|---|---|---|----|----|

| | | | | | |
|---|---|---|---|---|---|
| 1 - FIXTURE ID LSR2 LED | 2 - LENGTH 2 - 2 ft 4 - 4 ft 8 - 8 ft x'-x" - Custom (specify length) **Patterns available, consult factory | 3 - COLOR TEMP 27 - 2700K/90 CRI 30 - 3000K/90 CRI 35 - 3500K/90 CRI 40 - 4000K/90 CRI 50 - 5000K/90 CRI TW* - Tunable White RGBW* - RGB + 3000K *Must use DMX Driver (Remote) | 4 - LED SYSTEM LTG1 - Standard LTG2 - Low LTG3 - High C - Custom Output (ie-C550Lm/ft) | 5 - VOLTAGE UNV - Universal (120/277V) | 6 - DRIVER DB - Standard 10% Dimming (0-10V) DB1% - 1% Dimming (0-10V) DB.01% - .01% Dimming (0-10V) LTEA* - Lutron 2-wire 1% Dimming L3DA* - Lutron 3-wire 1% Dimming LDE1* - Lutron Digital EcoSystem LDE5* - 5 Series EcoSystem; 5% Dimming *Refer to 'Electrical' Information Above DMX - For Color Tuning and RGBW |
| 7 - FINISH W - White (Standard) | 8 - MOUNTING T - 9/16" Tee Grid T15 - 15/16" Tee Grid SG - Slot Grid/Interlude F - Flange NT - No Trim/Spackle Flange | 9 - CONTROL EIS - Integral Sensor by Enlighted WIS - Integral Sensor by Wattstopper | 10 - OPTICS SD - Standard Diffuser FL - Flat Lens | 11 - OPTIONS EM 120V - Emergency Pack EM 277V - Emergency Pack | |

DATE

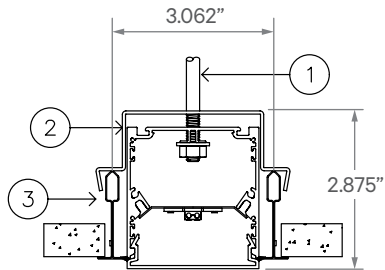
PROJECT

FIRM

TYPE

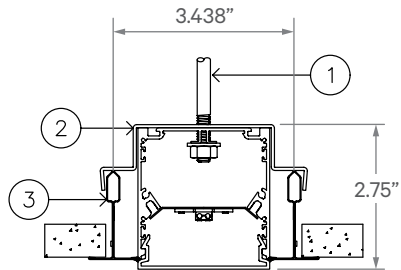
MOUNTING OPTIONS

T - 9/16" Tee Grid



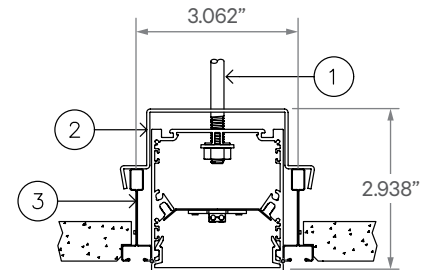
- 1 - Threaded Rod (not supplied)
- 2 - Tee Grid Bracket
- 3 - Tee Grid

T15 - 15/16" Tee Grid



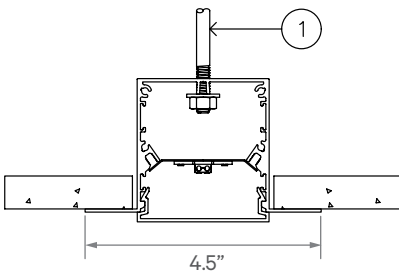
- 1 - Threaded Rod (not supplied)
- 2 - Tee Grid Bracket
- 3 - Tee Grid

SG - Slot Grid/Interlude



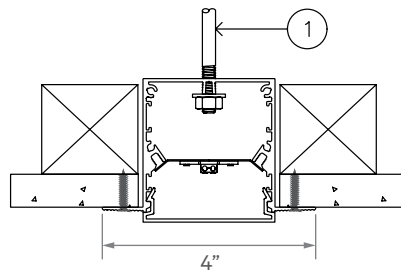
- 1 - Threaded Rod (not supplied)
- 2 - Slot Grid Bracket
- 3 - Slot Grid

F - Flange



- 1 - Threaded Rod (not supplied)

NT - No Trim/Spackle Flange



- 1 - Threaded Rod (not supplied)

DATE


PROJECT

FIRM


TYPE

CORNERS & PATTERNS

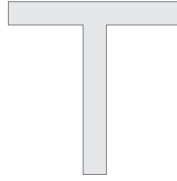
Available with illuminated corners, angles, and custom patterns. **Must consult factory for custom corners and patterns.**




Square Patterns




X Patterns



T Patterns

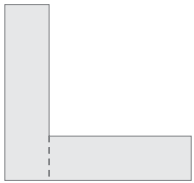


Custom Angles

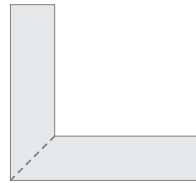


Custom Patterns

LENS CUT OPTIONS



Straight-cut



Mitered Angle

NOTE: Straight-Cut is standard configuration, Mitered Angle is optional and must be specified.

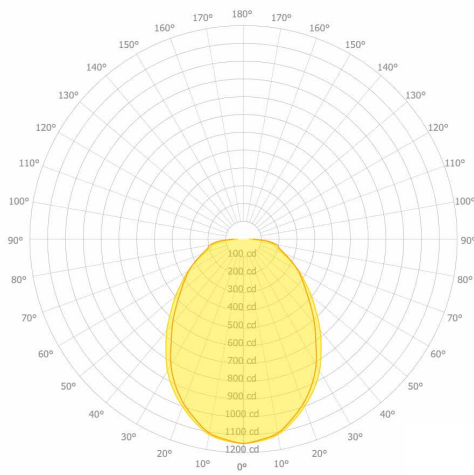
DATE

PROJECT

FIRM

TYPE

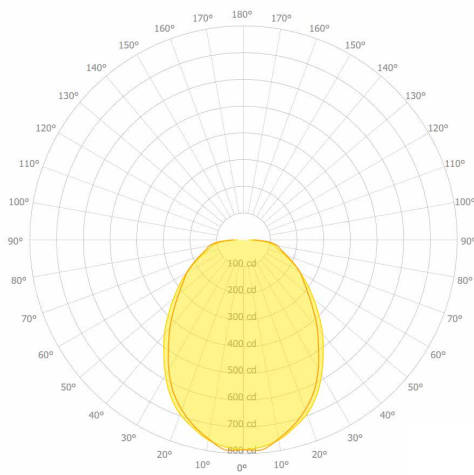
PHOTOMETRICS



LSR2 LED 4FT LTG1 3500K
 DELIVERED LUMENS: 2,732Lm
 TOTAL WATTS: 29W
 EFFICACY: 94 Lumens/Watt

ZONAL LUMEN SUMMARY

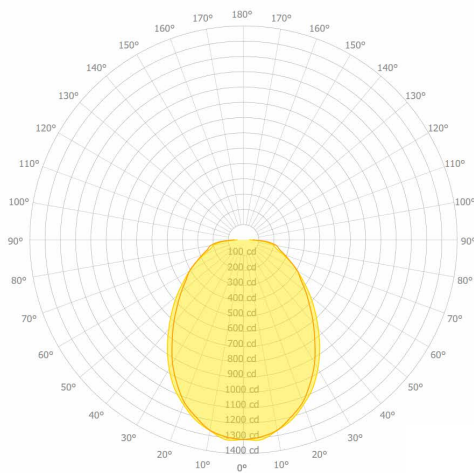
| ZONE | LUMENS | % LAMP | % FIXTURE |
|----------------|---------|--------|-----------|
| 0.00 - 30.00 | 829.18 | 21.83 | 30.35 |
| 0.00 - 40.00 | 1287.56 | 33.90 | 47.12 |
| 0.00 - 60.00 | 2085.48 | 54.90 | 76.32 |
| 0.00 - 90.00 | 2732.41 | 71.93 | 100.00 |
| 90.00 - 120.00 | 12.59 | 0.33 | 0.46 |
| 90.00 - 150.00 | 12.59 | 0.33 | 0.46 |
| 90.00 - 180.00 | 12.59 | 0.33 | 0.46 |
| 0.00 - 180.00 | 2732.41 | 71.93 | 100.00 |



LSR2 LED 4FT LTG2 3500K
 DELIVERED LUMENS: 1,878Lm
 TOTAL WATTS: 20W
 EFFICACY: 94 Lumens/Watt

ZONAL LUMEN SUMMARY

| ZONE | LUMENS | % LAMP | % FIXTURE |
|----------------|---------|--------|-----------|
| 0.00 - 30.00 | 570.26 | 21.83 | 30.35 |
| 0.00 - 40.00 | 885.66 | 33.91 | 47.14 |
| 0.00 - 60.00 | 1434.33 | 54.91 | 76.34 |
| 0.00 - 90.00 | 1878.88 | 71.93 | 100.00 |
| 90.00 - 120.00 | 8.78 | 0.34 | 0.47 |
| 90.00 - 150.00 | 8.78 | 0.34 | 0.47 |
| 90.00 - 180.00 | 8.78 | 0.34 | 0.47 |
| 0.00 - 180.00 | 1878.88 | 71.93 | 100.00 |



LSR2 LED 4FT LTG3 3500K
 DELIVERED LUMENS: 3,131Lm
 TOTAL WATTS: 35W
 EFFICACY: 90 Lumens/Watt

ZONAL LUMEN SUMMARY

| ZONE | LUMENS | % LAMP | % FIXTURE |
|----------------|---------|--------|-----------|
| 0.00 - 30.00 | 950.02 | 21.82 | 30.34 |
| 0.00 - 40.00 | 1475.55 | 33.89 | 47.12 |
| 0.00 - 60.00 | 2389.94 | 54.90 | 76.32 |
| 0.00 - 90.00 | 3131.35 | 71.93 | 100.00 |
| 90.00 - 120.00 | 14.65 | 0.34 | 0.47 |
| 90.00 - 150.00 | 14.65 | 0.34 | 0.47 |
| 90.00 - 180.00 | 14.65 | 0.34 | 0.47 |
| 0.00 - 180.00 | 3131.35 | 71.93 | 100.00 |