

DATE \_\_\_\_\_ PROJECT \_\_\_\_\_ FIRM \_\_\_\_\_ TYPE \_\_\_\_\_



Linear luminaire with small profile providing continuous light. For indoor applications. Suspended, surface or wall mount installation. For custom mounting consult factory.

### FEATURES

- Available In Made To Measure Lengths Accurate Up To 1/16"
- Patterns Available (See Page 3)
- Damp Location Rated
- CRI 90+ Standard; R9>50
- 5 Year, 50,000 Hour Fixture Warranty
- 2700K, 3000K, 3500K, 4000K & 5000K Color Temperatures Available
- Available with PoE

**APPLICATIONS** Offices, Lobbies, Retail Stores, Classrooms, Reception Areas & Corridors

**CONSTRUCTION** Extruded Aluminum Housing with Die Cast Ends. Formed Steel Gear Tray | **OPTICS** Extruded High Transmission Satin Acrylic Lens with No LED Imaging. Additional Optics Available

**WARRANTY** 5 Year Limited Warranty (Covers Standard Components) | **FINISH** Standard Powder-Coated White. Custom RAL Colors Available

**FIXTURE RATINGS & CERTIFICATIONS** Union Made ETL Listed | Made In The USA Damp Location Rated



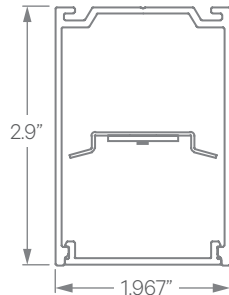
### DRIVERS & SENSORS



For Wiring Diagrams and Sensor Information Click [Here](#)

**ELECTRICAL** Integral Driver with 0-10V Dimming Standard or **Remote** Driver using 'Power Over Wire' System Which Eliminates Power Feed Cord By Combining The Aircraft Cable and Power Feed. Several Driver Options Available

### EXTRUSION DIMENSIONS



### LED SYSTEM INFORMATION

	Nominal System Watts	Nominal Delivered Lumens	Nominal Efficacy
Standard (LTG1)	7.25 W/ft	475 lm/ft	80 LPW
Low (LTG2)	5 W/ft	355 lm/ft	82 LPW
High (LTG3)	10 W/ft	641 lm/ft	77 LPW

Based on a 3500K luminaire using one driver. Custom outputs available; specify below.

**ORDERING** 1 2 3 4 5 6 7 8 9 10 11

<b>1 - FIXTURE ID</b> LS1 LED	<b>2 - LENGTH</b> 2 - 2 ft 4 - 4 ft 8 - 8 ft X'-X" - Specify Length PAT - Pattern (Consult Factory)	<b>3 - COLOR TEMP</b> 27 - 2700K/90 CRI 30 - 3000K/90 CRI 35 - 3500K/90 CRI 40 - 4000K/90 CRI 50 - 5000K/90 CRI TW* - Tunable White RGBW** - RGB+3000K  *Must use DMX or TW10 Driver **Must use DMX Driver	<b>4 - LED SYSTEM</b> LTG1 - Standard LTG2 - Low LTG3 - High LTGC - Custom Output	<b>5 - VOLTAGE</b> UNV - Universal (120/277V)	<b>6 - DRIVER</b> DB - Standard Dimming (0-10V) DB1% - 1% Dimming (0-10V) DB.1% - 0.1% Dimming (0-10V) LTEA - Lutron 2-wire 1% Dimming (120V only) LDE1 - Lutron Digital EcoSystem LDE5 - 5 Series EcoSystem; 5% Dimming PoE - Power over Ethernet. Consult Factory for Compatibility DMX - For Color Tuning and RGBW (Remote) TW10 - Dual Channel, 0-10V For Color Tuning (CCT and Intensity Control)
----------------------------------	---	--	---	---	---

<b>7 - FINISH</b> W - White (Standard) BLK* - Black CC* - Custom Color (provide RAL#)  *White cord and canopy provided. Must specify for other requests.	<b>8 - MOUNTING</b> AC - Air Craft Cable (50") ACP** - Power Over Aircraft Cable SM - Surface Mount WM - Wall Mount  *For Perimeter Mount see LSRT1 spec sheet. **Remote Driver	<b>9 - OPTICS</b> SD - Standard Diffuser ASYM - Asymmetric Optic	<b>10 - CONTROL (Optional)</b> EIS - Enlighted Sensor WISD - Wattstopper Daylight Sensor WISM - Wattstopper Occupancy Sensor SLS - SensiLUM Sensor ACS - Acuity Controls nLight System CCS - Casambi Compatible ECS - Eaton WaveLinx System  *For other control systems not listed consult factory.	<b>11 - OTHER OPTIONS</b> EM 120V - Emergency Pack EM 277V - Emergency Pack EMCKT - Emergency Circuit
--	--	--	--	--

DATE

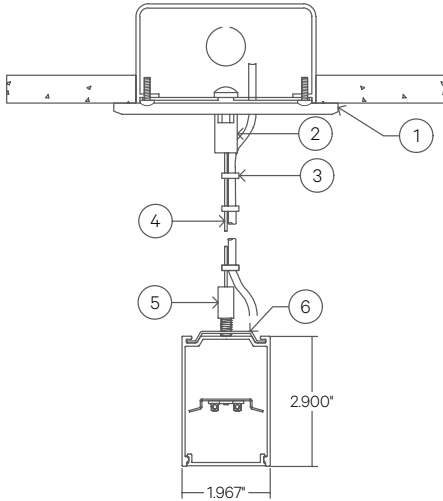
PROJECT

FIRM

TYPE

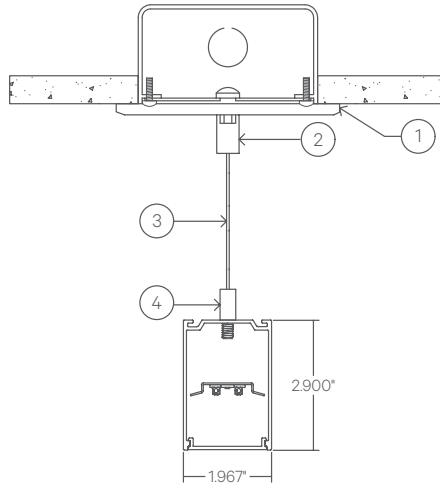
## MOUNTING OPTIONS

### AC - Air Craft Cable (50")



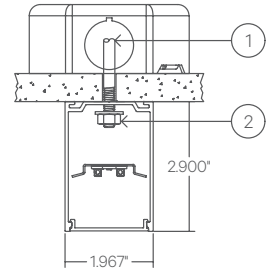
- 1 - 5" Round Canopy (Standard White Finish)
- 2 - Canopy Retainer
- 3 - SJT Cord (Standard White)
- 4 - Air Craft Cable
- 5 - Gripper
- 6 - Hanging Bracket

### ACP - Power Over Aircraft Cable



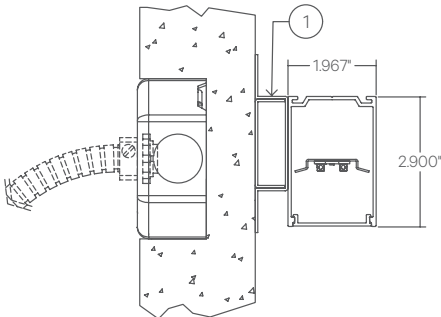
- 1 - 5" Round Canopy (Standard White Finish)
- 2 - Canopy Retainer
- 3 - ACP Cable
- 4 - Gripper

### SM - Surface Mount



- 1 - Threaded Rod (not supplied)
- 2 - 1/4-20 Nut (not supplied)

### WM - Wall Mount



- 1 - 0.75" Wall Mount Bracket

DATE


PROJECT

FIRM


TYPE

## PATTERNS

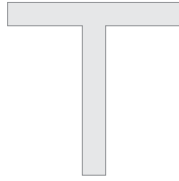
Patterns feature illuminated corners and angles. **Must consult factory for custom corners, patterns and elevations.**




Square Patterns




X Patterns



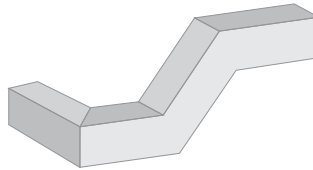
T Patterns



Custom Angles

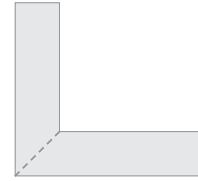


Custom Patterns



Custom Elevations

## LENS CUT



Mitered

## ACP - 'Power Over Aircraft Cable' Option

**Individual**  
(Up to 8ft Only)



**Continuous Runs**  
Note: Configurations vary based on run lengths; consult factory

