





DATE \_\_\_\_\_ PROJECT \_\_\_\_\_ FIRM \_\_\_\_\_ TYPE \_\_\_\_\_



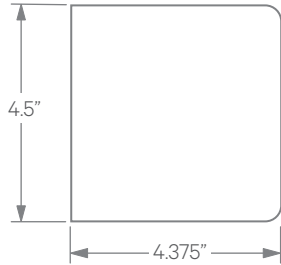
Specification grade surface mounted wall or ceiling luminaire with clear prismatic acrylic 3-sided lens. For use in indoor applications where an LED luminaire with motion sensor and separate circuit options for energy savings is required.

### FEATURES

- Vandal-Proof Luminaire for Surface, Wall, or Ceiling Mounting
- Polycarbonate, High Impact Lens
- Damp Location Rated
- CRI 90+ Standard; R9>50
- 5 Year, 50,000 Hour Fixture Warranty
- 3000K, 3500K, 4000K & 5000K Color Temperatures Available
- Available with PoE

<b>APPLICATIONS</b>	Stairwells, Corridors, Bathrooms, Utility Rooms		
<b>CONSTRUCTION</b>	Die Formed 16 Gauge Steel Housing and End Caps with Tamper-Proof Screws	<b>OPTICS</b>	.125" Tamper and Impact Resistant Clear Polycarbonate Lens
<b>WARRANTY</b>	5 Year Limited Warranty (Covers Standard Components)	<b>FINISH</b>	Standard Powder-Coated White. Custom RAL Colors Available
<b>FIXTURE RATINGS &amp; CERTIFICATIONS</b>	Union Made ETL Listed	Made In The USA Damp Location Rated	 
<b>ELECTRICAL</b>	Integral Driver with 0-10V Dimming Standard. Several Driver Options Available		<b>DRIVERS</b>  For Wiring Diagrams <a href="#">Click Here</a> 

### EXTRUSION DIMENSIONS



### LED SYSTEM INFORMATION

	Nominal System Watts	Nominal Delivered Lumens	Nominal Efficacy
Standard (LTG1)	7.25 W/ft	675 lm/ft	93 LPW
Low (LTG2)	5 W/ft	480 lm/ft	95 LPW
High (LTG3)	10 W/ft	905 lm/ft	90 LPW

Based on a 3500K luminaire using one driver. Custom outputs available; specify below.

1 - FIXTURE ID	2 - LENGTH	3 - COLOR TEMP	4 - LED SYSTEM	5 - VOLTAGE	6 - DRIVER
VP LED	2 - 2 ft 3 - 3 ft 4 - 4 ft	30 - 3000K/90 CRI 35 - 3500K/90 CRI 40 - 4000K/90 CRI 50 - 5000K/90 CRI TW* - Tunable White RGBW** - RGB+3000K <small>*Must use DMX or TW10 Driver **Must use DMX Driver</small>	LTG1 - Standard LTG2 - Low LTG3 - High LTGC - Custom Output	UNV - Universal (120/277V)	DB - Standard Dimming (0-10V) DB1% - 1% Dimming (0-10V) DB.1% - 0.1% Dimming (0-10V) LTEA - Lutron 2-wire 1% Dimming (120V only) LDE1 - Lutron Digital EcoSystem LDE5 - 5 Series EcoSystem; 5% Dimming PoE - Power over Ethernet. Consult Factory for Compatibility DMX - For Color Tuning and RGBW (Remote) TW10 - Dual Channel, 0-10V For Color Tuning (CCT and Intensity Control)
7 - FINISH	8 - MOUNTING	9 - CIRCUIT (Optional)	10 - OTHER OPTIONS		
W - White (Standard) CC - Custom Color (provide RAL#)	SM - Surface Mount WM - Wall Mount PS - Pendant Stem (12", 18", 24", 36", 48")	EM 120V - Emergency Pack EM 277V - Emergency Pack	RS - Rocker Switch (On/Off) MS - Motion Sensor		